



Energy for Our Future

2022 ANNUAL SUSTAINABILITY REPORT





Contents



Energy for Our Future

As a leading midstream energy provider, Targa is proud to help meet the world's growing demand for reliable, affordable, less carbon-intensive fuel and feedstocks.


Additional Resources

The publicly available documents are linked below and supplement the information provided in this Report.

- ▶ 2023 Proxy Statement
- ▶ Code of Conduct
- ▶ Supplier Code of Conduct
- ▶ Corporate Governance Guidelines
- ▶ Code of Ethics
- ▶ Audit Committee Charter
- ▶ Compensation Committee Charter
- ▶ Nominating & Governance Committee Charter
- ▶ Sustainability Committee Charter
- ▶ Risk Management Committee Charter
- ▶ Targa Policies



Foreword	02
CEO Letter	03
Report Highlights	05
About Targa	06
ESG Approach	12
Stakeholder Engagement	14
About this Report	15



Environmental	16
2022 Performance Highlights	17
Environmental Management	18
Greenhouse Gas Emissions	20
GHG Emissions Performance	21
Avoided Emissions from Electric Compression	22
Methane Management Plan	23
Methane Emissions Performance	24
Air Quality	27
Focus on Flaring	28
Water Management	32
Waste Management	33
Biodiversity and Land Stewardship	34
Spill Prevention and Response	37



Safety	38
2022 Performance Highlights	39
Our Safety Journey	40
Safety Management and Oversight	41
Workforce Safety	42
Vehicle Safety	45
Safety Training	46
Contractor Safety	47
Facility Maintenance and Safety	48
Process and Pipeline Safety Management	49
Asset Integrity	51
Public Safety and Awareness	52
Emergency Preparedness and Response	53
Looking Ahead	56



Social	57
2022 Performance Highlights	58
Continuous Learning and Development	59
Recruitment and Retention	61
Diversity, Equity, and Inclusion	62
Employee Benefits	63
Supply Chain Management	65
Community and Landowner Engagement	67
Indigenous Peoples	68
Partners in the Community	69



Governance	72
2022 Performance Highlights	73
Board of Directors	74
Board Composition and Diversity	75
Executive Compensation	76
Shareholder Engagement	78
Risk Management	79
Cybersecurity	80
Cybersecurity Awareness and Training	81
Ethics and Integrity	82
Industry Associations	83



Data & Disclosures	84
Performance Data Tables	84
EIC Midstream Template V2.0	88
Global Reporting Initiative (GRI) Index	94
Sustainable Accounting Standards Board (SASB) Index	100
Forward-looking Statements	101



Contents

Foreword	03
CEO Letter	03
2022 Report Highlights	05
About Targa	06
ESG Approach	12
Stakeholder Engagement	14
About this Report	15

Environmental +

Safety +

Social +

Governance +

Data & Disclosures +

Forward-looking Statements

CEO Letter

Dear Stakeholders,

I am pleased to present Targa's 2022 Sustainability Report ("Report"). This Report showcases the good work of Targa employees who continue to safely operate and grow our business, advance efficiencies in our systems, explore new technology, and develop a top-notch workforce. From turning a wrench to building an emission forecast model, all our team members are helping to build and grow a best-in-class midstream operation. Our products provide necessary, affordable, reliable, and dependable sources of energy and feedstocks that meet the world's growing energy demand for cleaner fuels. For many in the world today, natural gas and natural gas liquids help provide critical access to the infrastructure, employment, clean water and food, education, and healthcare that all people deserve. We are proud of the work we do to safely deliver energy, including to energy-poor areas of the world, in an environmentally responsible way, caring for and being stewards of the environment.

Our Performance

Across multiple safety metrics, Targa achieved our best safety performance in years, due in large part to multiyear investment in and implementation of standardized processes and digital systems, training programs, and proactive work practices. It is evident that our approach to safety is part of everything we do and who we are as a company, especially when we consider that we acquired two new businesses and still improved our overall safety record. I am very proud of this accomplishment.

2022 was a pivotal year for Targa. In addition to our exceptional safety record, we had record financial performance and received recognition for our accomplishments, including achieving investment-grade ratings from the credit-rating agencies and being added to the S&P 500. These milestone events are attributable to years of hard work and dedication across the organization and highlight the diverse skills of our employees.

This Report also highlights Targa's continued efforts to limit methane losses from our systems. Since joining EPA's Natural Gas STAR program in 2000, Targa employees have been working for 23 years to find and fix methane leaks. In 2022, we reported a 42% reduction in methane emissions to the EPA, making significant strides toward our ambitious 2025 goals. We have a long history of piloting monitoring equipment, participating in studies, and implementing best practices. Our approach is simple – find and fix methane leaks as expeditiously as reasonably possible to limit leak duration and quantity. We look for technology that is easy to scale to drive meaningful impact to methane emissions.

For this reason, while this Report covers our 2022 performance, we are eager to share our efforts to:

- ▶ increase methane aerial surveys to cover all of Targa's assets in 2023;
- ▶ increase methane aerial surveys to cover all of Targa's assets in the Permian Basin twice during the year;
- ▶ increase our handheld camera monitoring to quarterly at all compressor stations and bimonthly at all our gas plants;
- ▶ investigate the applicability of continuous monitoring through a pilot project; and
- ▶ explore additional methane monitoring through satellites.

Additionally, in response to the feedback we received as part of our annual shareholder engagement, we have expanded both our methane management plan disclosures and midstream flaring information in this Report. These new sections expand on the excellent efforts of our Targa teams while also providing some answers to the common questions we receive in the new "In Depth" spotlights.



Contents

Foreword	03
CEO Letter	03
2022 Report Highlights	05
About Targa	06
ESG Approach	12
Stakeholder Engagement	14
About this Report	15

Environmental +

Safety +

Social +

Governance +

Data & Disclosures +

Forward-looking Statements

CEO Letter

Finally, as part of our continued engagement with our shareholders, we published our first Task Force on Climate-Related Financial Disclosures (TCFD) index to better enable our stakeholders to locate and review our climate-related risks and opportunities.

Energy for Our Future

Solving for the growing population and world energy demands while also addressing emissions is not an easy task. We believe that the global mission to reduce energy poverty and increase accessibility to reliable and affordable power is not just a goal but a responsibility for those who have the capability to be part of the solution. It is undeniable that with energy accessibility comes an increase in the standard of living, and more energy is needed to lift the nearly half of communities globally currently living in energy poverty or without access to clean fuels for cooking. While energy from renewables like solar and wind are expected to rise by midcentury, oil and natural gas will continue to make up more than 50% of the energy mix for decades to come. We recognize our place to continue to drive improvements and efficiencies in our industry, to operate responsibly, and to care for the environment and communities in which we operate.

There is much to do. We understand the importance of continued investment in energy infrastructure to meet the energy needs of our future while operating in a manner that prioritizes safety and respect for our environment. We are proud of the work we do and believe Targa is well positioned and on the right track to be part of the solution for our world's growing energy needs.

Thank you,

Matt Meloy
Chief Executive Officer

“ This Report showcases the good work of Targa employees who continue to safely operate and grow our business, advance efficiencies in our systems, explore new technology, and develop a top-notch workforce.”

Contents

Foreword	03
CEO Letter	03
2022 Report Highlights	05
About Targa	06
ESG Approach	12
Stakeholder Engagement	14
About this Report	15

Environmental +

Safety +

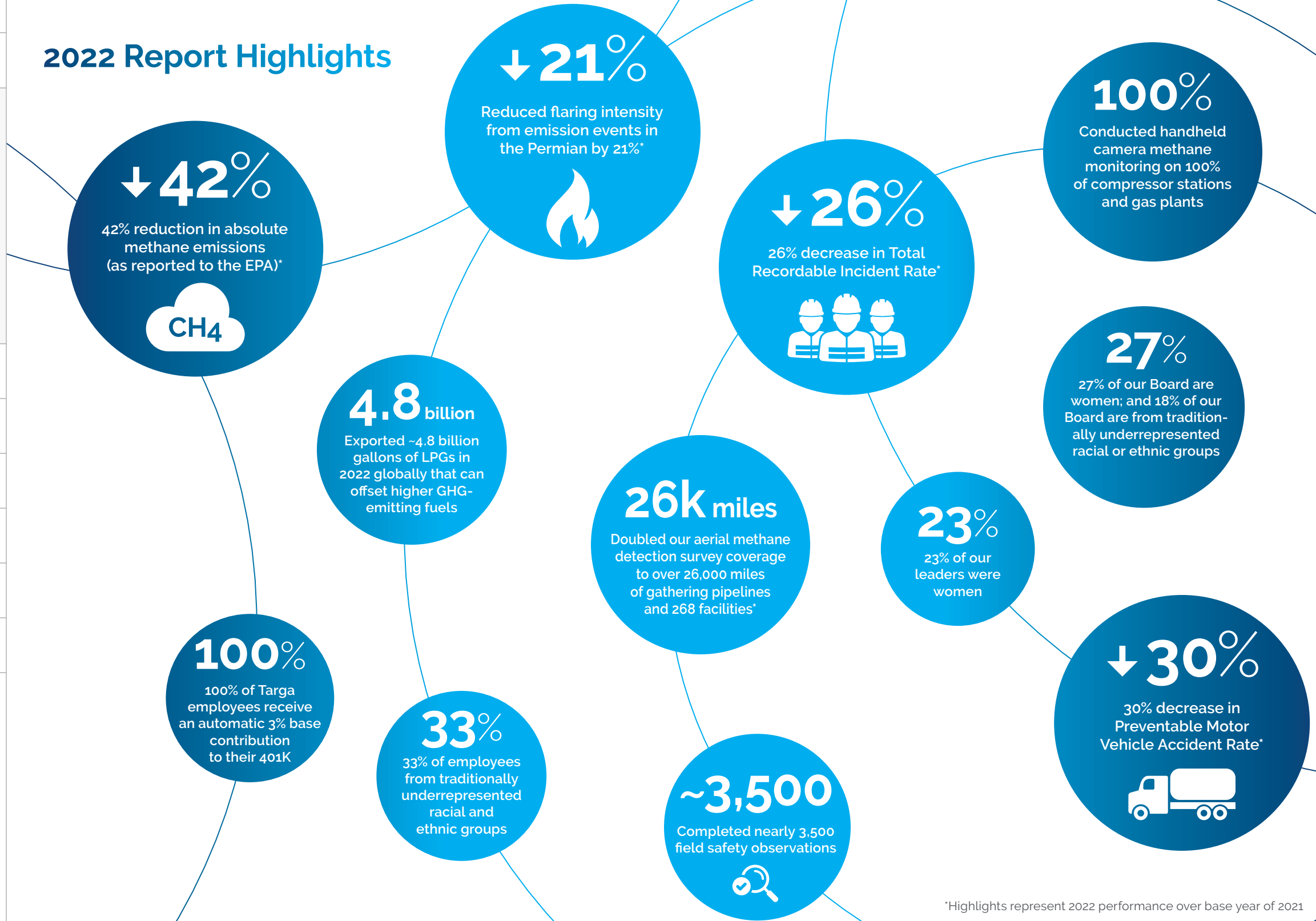
Social +

Governance +

Data & Disclosures +

Forward-looking Statements

2022 Report Highlights



*Highlights represent 2022 performance over base year of 2021



Contents

Foreword	03
CEO Letter	03
2022 Report Highlights	05
About Targa	06
ESG Approach	12
Stakeholder Engagement	14
About this Report	15

Environmental +

Safety +

Social +

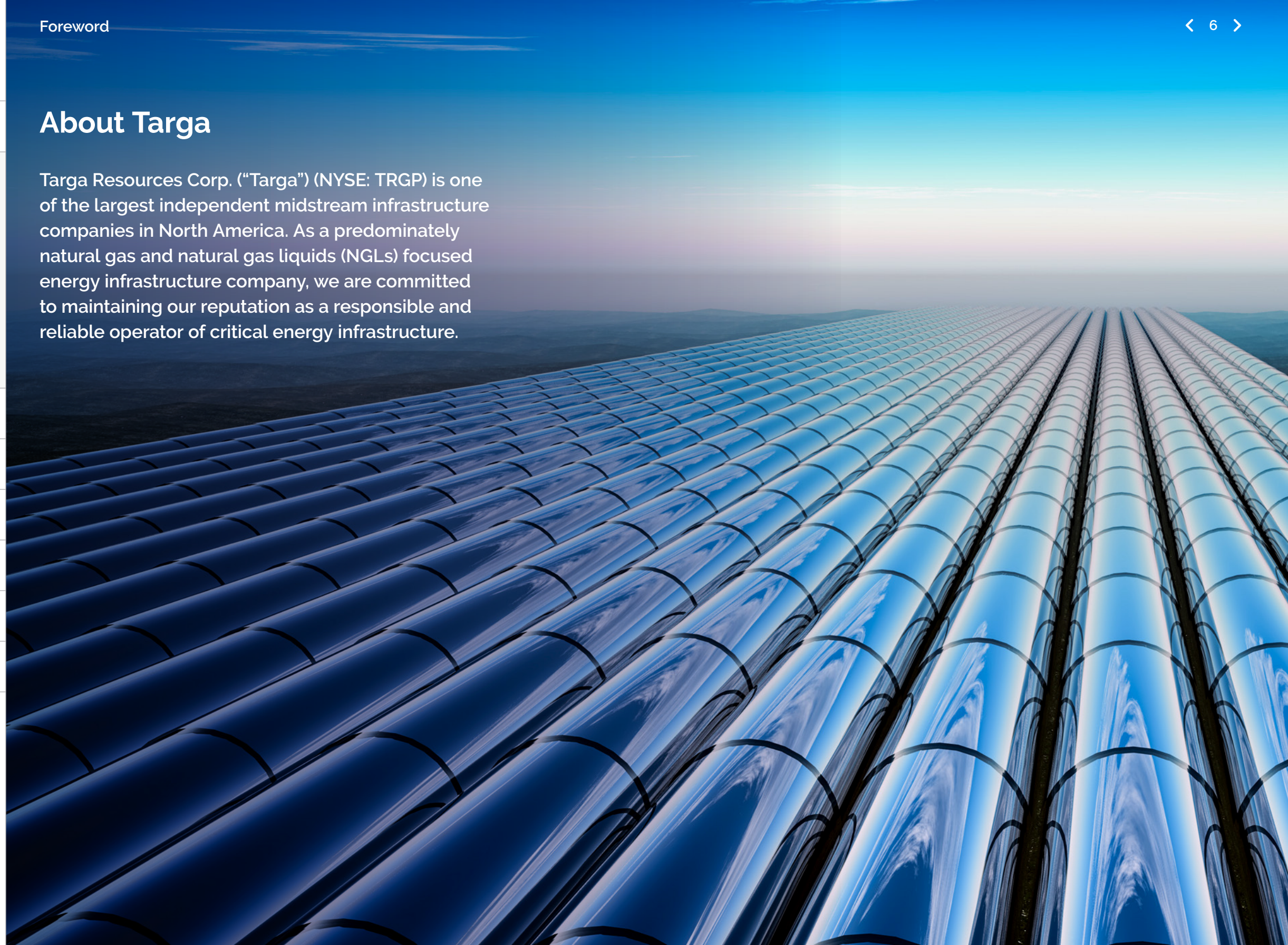
Governance +

Data & Disclosures +

Forward-looking Statements

About Targa

Targa Resources Corp. (“Targa”) (NYSE: TRGP) is one of the largest independent midstream infrastructure companies in North America. As a predominately natural gas and natural gas liquids (NGLs) focused energy infrastructure company, we are committed to maintaining our reputation as a responsible and reliable operator of critical energy infrastructure.





Contents

Foreword	03
CEO Letter	03
2022 Report Highlights	05
About Targa	06
ESG Approach	12
Stakeholder Engagement	14
About this Report	15

Environmental +

Safety +

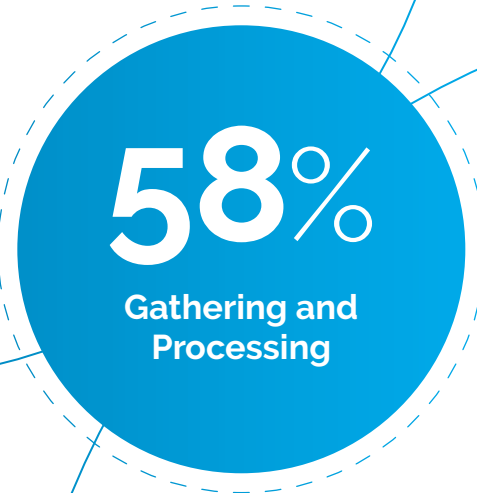
Social +

Governance +

Data & Disclosures +

Forward-looking Statements

About Targa



We safely and reliably operate a strong and diversified portfolio of gathering, processing, logistics, and transportation assets. Our assets connect natural gas and NGLs to domestic and international markets as part of an integrated energy value chain that delivers affordable, reliable, and less carbon-intensive energy for everything from electricity, dependable home heating and cooling, transportation fuel, and products that touch lives every day.

Gathering and Processing (G&P)

Targa has a substantial natural gas G&P footprint in multiple producing basins. For the year ended December 31, 2022, G&P made up approximately 58% of our business based on full-year operating margin.

Logistics and Transportation (L&T)

We connect natural gas and NGL supply to domestic and international markets. For the year ended December 31, 2022, L&T made up approximately 42% of our business based on full-year operating margin.



Contents

Foreword	03
CEO Letter	03
2022 Report Highlights	05
About Targa	06
ESG Approach	12
Stakeholder Engagement	14
About this Report	15

Environmental +

Safety +

Social +

Governance +

Data & Disclosures +

Forward-looking Statements

About Targa

Asset Map



Legend

- Natural Gas Gathering Pipeline
- NGL Pipeline
- G&P Asset Region
- ▲ Gas Plants
- Fractionation Complex
- ▲ Fractionator
- LPG Export Facility
- Crude Terminal & Gathering
- ★ Headquarters

Contents

Foreword	03
CEO Letter	03
2022 Report Highlights	05
About Targa	06
ESG Approach	12
Stakeholder Engagement	14
About this Report	15

Environmental +

Safety +

Social +

Governance +

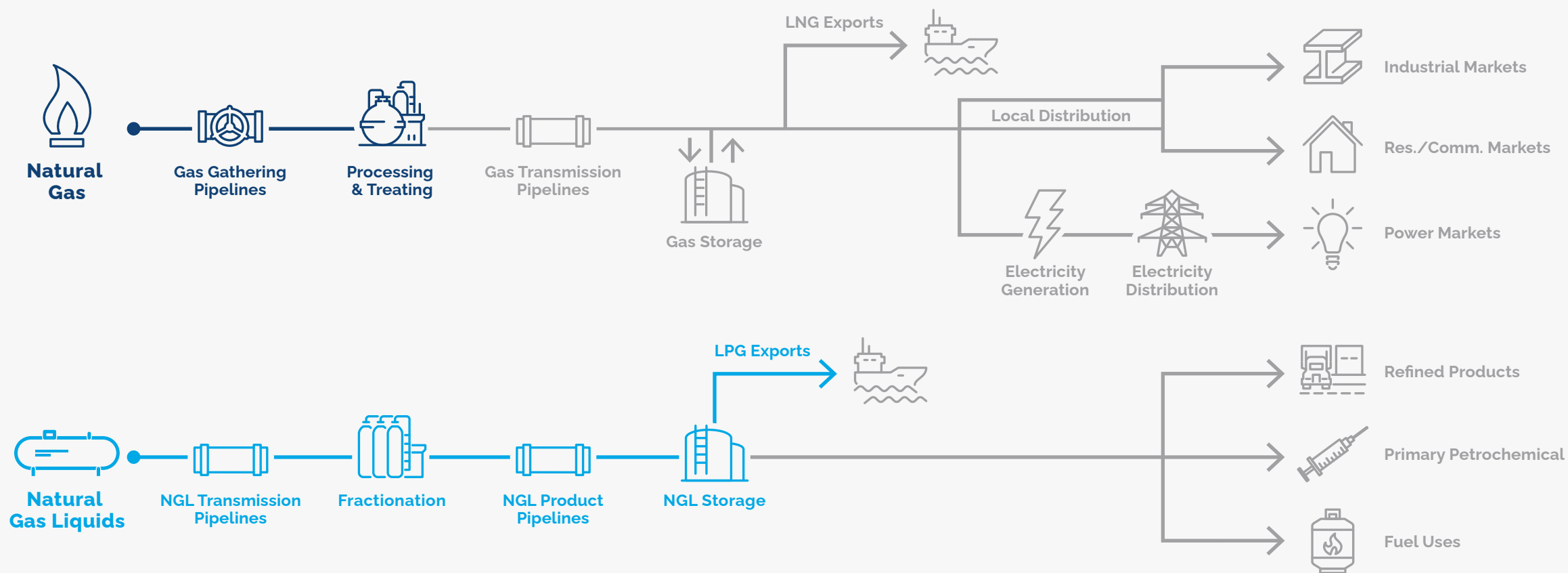
Data & Disclosures +

Forward-looking Statements

About Targa

Value Chain

As a leading midstream energy provider, Targa plays a vital role in transporting the natural gas and NGLs that help meet domestic and global energy demand. We create value at various stages along the midstream value chain, as shown below.



Legend

- Natural Gas
- NGLs
- Outside of Targa's Role





Contents

Foreword	03
CEO Letter	03
2022 Report Highlights	05
About Targa	06
ESG Approach	12
Stakeholder Engagement	14
About this Report	15

Environmental +

Safety +

Social +

Governance +

Data & Disclosures +

Forward-looking Statements

About Targa

Natural Gas

Natural gas is one of the lowest emitting hydrocarbon-based fuels available. According to the Environmental Protection Agency's (EPA) Emission Factors for Greenhouse Gas (GHG) Inventories published in April of 2022, when it comes to stationary combustion sources, natural gas emits almost half of the CO₂ and less than 10% of the methane compared to coal. It is abundant, flexible, reliable, and affordable, and we believe it will continue to play a critical role in helping

to meet the world's growing demand for energy. In the United States, natural gas is used primarily as a fuel for heating and generating electricity. While Targa is not an exporter of liquified natural gas (LNG), our expansive gas gathering and processing operations help create natural gas that finds its way to export and international markets needing a reliable fuel source.

Common Natural Gas Uses



Electricity Generation

Natural gas is used in steam and gas turbines to generate electricity. Natural gas was the largest source – about 40% – of United States electricity generation in 2022.



Heating

Approximately half of the homes in the United States use natural gas for space and water heating, as it is more effective and cost-efficient than electrical heating pumps.



Transportation

The transportation sector uses natural gas as a fuel to operate compressors that move natural gas through pipelines and as a vehicle fuel in the form of compressed natural gas and NGLs.



Manufacturing

Natural gas products serve as the building block for thousands of consumer goods. Natural gas is used for petrochemicals which are incorporated in plastics, fertilizers, synthetic fibers, cosmetics, and medicines. In addition, steel and paper production uses natural gas to generate process steam for industrial applications.

Contents

Foreword	03
CEO Letter	03
2022 Report Highlights	05
About Targa	06
ESG Approach	12
Stakeholder Engagement	14
About this Report	15

Environmental +

Safety +

Social +

Governance +

Data & Disclosures +

Forward-looking Statements

About Targa

Natural Gas Liquids

NGLs including ethane, propane, and butanes, are components of natural gas that are separated from the gas state in the form of liquids. They have a wide variety of applications from specialized fuels used for home heating and transportation fuel to petrochemical feedstocks for making thousands of products that people

rely on every day to sustain our quality of life and promote economic growth. In developing nations, propane makes for a cleaner home heating and cooking fuel compared to traditional fuels that generate air particulate, such as wood or dung.

Products Made Possible by NGLs



Household Goods

- Disposable diapers
- Luggage
- Rugs and carpet
- Detergents and pesticides
- Tires
- Shoes
- Hoses
- Athletic equipment
- Batteries



Building Materials

- Plywood
- Insulation
- Particle board
- Latex paints
- Acrylic signs



Recyclable Food Packaging

- Bottles
- Bags
- Food containers



Healthcare Products

- Surgical and oxygen masks
- Ventilators
- Gloves
- Sterile packaging
- Syringes

Contents

Foreword	03
CEO Letter	03
2022 Report Highlights	05
About Targa	06
ESG Approach	12
Stakeholder Engagement	14
About this Report	15

Environmental +

Safety +

Social +

Governance +

Data & Disclosures +

Forward-looking Statements

ESG Approach

We own, operate, acquire, and develop a diversified portfolio of complementary midstream infrastructure assets that allow us to efficiently supply natural gas and NGLs to domestic and international markets to meet the increasing demand for cleaner, affordable fuel and feedstocks. We strive to conduct our business sustainably, safely, and with integrity, creating lasting benefits for all stakeholders, including the communities in which we live and work. As a predominately natural gas and NGL-focused energy infrastructure company, we are proud to help deliver safe, reliable products that fuel the low-carbon economy, and improve economic mobility and quality of life domestically and around the world.

We recognize that our commitment to implement programs and practices that improve our ESG performance help to minimize risk and promote a more sustainable business. We take our responsibilities seriously and believe that our success as a company hinges on our ability to create long-term benefits for our stakeholders while practicing good corporate governance, minimizing risks, advancing responsible environmental stewardship, and being a compassionate and ethical neighbor. Our approach is focused around four primary pillars: environmental stewardship, safety leadership, social responsibility, and corporate governance.





Contents

Foreword	03
CEO Letter	03
2022 Report Highlights	05
About Targa	06
ESG Approach	12
Stakeholder Engagement	14
About this Report	15

Environmental +

Safety +

Social +

Governance +

Data & Disclosures +

Forward-looking Statements

ESG Approach

Sustainable Governance

Solid and effective governance is fundamental to a successful business and is central to Targa's operations. Sustainability is a core element of our governance, recognizing that ESG risks are interconnected with other business risks and opportunities, and that sustainable governance supports our ability to create long-term benefits for our stakeholders. As a result, ESG responsibilities are integrated across all levels of our business structure, guided by a well-defined framework of roles and responsibilities. Our Board of Directors maintains the highest level of oversight for our ESG approach. Regular dialogue between our business structure facilitates efficient communication and alignment on our shared sustainability objectives.



Contents

Foreword	03
CEO Letter	03
2022 Report Highlights	05
About Targa	06
ESG Approach	12
Stakeholder Engagement	14
About this Report	15

Environmental +

Safety +

Social +

Governance +

Data & Disclosures +

Forward-looking Statements

Stakeholder Engagement

Active stakeholder engagement and dialogue are critical to building and maintaining collaborative relationships and are an integral part of our sustainability approach. Each stakeholder has certain priorities that influence how we approach our strategy. The table below outlines the primary stakeholder groups that we interact with regularly, provides high-level sustainability topics that are

important to each group, and gives examples of how we are working to address those topics. These are the topics and commitments you will see covered in this Report, along with additional details and examples about how Targa engages with each stakeholder group on its ESG strategy. [See page 78](#) in the Governance section for more information on our shareholder engagement activities.

Stakeholder	Shareholders and Investors	Partners and Customers	Employees, Contractors, and Community
What they are interested in	<ul style="list-style-type: none"> • Capture opportunities, provide solutions, minimize risk, and maximize value 	<ul style="list-style-type: none"> • Help meet their own sustainability goals 	<ul style="list-style-type: none"> • Support development, growth, and health of employees and the community
How we are addressing it	<ul style="list-style-type: none"> • Corporate and business development • Corporate governance • Corporate behavior 	<ul style="list-style-type: none"> • Reliable/safe operations • Reduction in methane emissions • Workforce health and safety 	<ul style="list-style-type: none"> • Social responsibility • Biodiversity/land use • Employee and public safety programs • Community outreach
Examples of our efforts	<ul style="list-style-type: none"> • Government relations • Risk management • Ethics and code of conduct • Executive compensation • Renewable power • Carbon capture • New technology • Talent acquisition and retention • Cybersecurity 	<ul style="list-style-type: none"> • Increased communication with producers and pipeline operators • Voluntary and enhanced leak detection and monitoring • Facility optimization • Reliability and maintenance programs • ONE Future membership • American Petroleum Institute's (API) The Environmental Partnership 	<ul style="list-style-type: none"> • Health and safety programs • Land use • Diversity • Supply chain • Employee training • Local hiring • Landowner meetings • Indigenous peoples policy and outreach • Human rights

Contents

Foreword	03
CEO Letter	03
2022 Report Highlights	05
About Targa	06
ESG Approach	12
Stakeholder Engagement	14
About this Report	15
Environmental	+
Safety	+
Social	+
Governance	+
Data & Disclosures	+
Forward-looking Statements	

About This Report

This Report discloses information about our ESG commitments, policies, and programs that we believe are important to our business and stakeholders. This Report was developed by a cross-functional team of subject matter experts throughout Targa and reviewed by our Executive team, the Sustainability Committee, and the Board of Directors. At each stage of report development, we remained focused on what we consider to be key reporting principles, including transparency and completeness.

We initially conducted a sustainability reporting materiality assessment in 2018 to identify the ESG-related issues that most impact our business and our stakeholders. As part of that assessment, we reviewed several sustainability reporting standards and frameworks, including reporting guidelines, indicators, and terminology from the GRI Sustainability Reporting Standards and the SASB Oil and Gas – Midstream Standards. We also reviewed peer reports and industry association guidance, listened to investor feedback, and held internal workshops with functional departments.

Annually, we review the materiality assessment to ensure that it continues to align with our company objectives and stakeholder feedback. This year, we concluded that our ESG-related issues generally did not change, and that we would continue to focus on explaining our progress more clearly around these important topics. As a result, our 2022 Report includes additional disclosures about biodiversity, provides further clarification about the independence

of our Board members and our executive compensation program, and improves our qualitative disclosure related to emergency response and process safety management, among other things.

Reporting Standards

We report performance by utilizing the recommended disclosures from the GRI Oil and Gas Sector Standards and the SASB Oil and Gas – Midstream Standards (see page 94). We also complete the EIC/GPA Midstream ESG Reporting Template (see page 88). We engage with MSCI, Sustainalytics, and others, such as Standard and Poors (S&P) Global who rate us based on publicly available information. In addition, we understand that our climate-related practices and initiatives are of interest to our external stakeholders, and we continue to align our reporting with the recommendations established by the Task Force for Climate-Related Financial Disclosures (TCFD). To that end, we have developed an index that maps our disclosures against the four TCFD pillars to increase transparency and help stakeholders identify relevant information. You can find the [index on our website](#).

Reporting Scope and Other Information

Unless otherwise noted, the information and data in this Report cover the calendar year that ended on December 31, 2022. Our United States Securities and Exchange Commission (SEC) Form 10-K and Proxy Statement provide additional financial

and operational information and can be accessed at the following link: www.targaresources.com/investors/financial-information/sec-filings. The scope of this Report includes all businesses, assets, and joint ventures that are owned and operated by Targa and does not address the performance or operations of our suppliers, contractors, partners, and non-controlled investments unless and then only to the extent otherwise noted. Any other data exclusions or additions are noted throughout the Report.

Forward-looking Statements

This Sustainability Report contains forward-looking information, or forward-looking statements. Please see “Forward-looking Statements” on [page 101](#) of this Report.

**We Welcome
Your Feedback**

Please submit comments and questions about this Report to:
InvestorRelations@targaresources.com



Contents

Foreword +

Environmental 16

2022 Performance Highlights 17

Environmental Management 18

Greenhouse Gas Emissions 20

GHG Emissions Performance 21

Avoided Emissions from Electric Compression 22

Methane Management Plan 23

Methane Emissions Performance 24

Air Quality 27

Focus on Flaring 28

Water Management 32

Waste Management 33

Biodiversity and Land Stewardship 34

Spill Prevention and Response 37

Safety +

Social +

Governance +

Data & Disclosures +

Forward-looking Statements

Environmental

Our focus is delivering natural gas and natural gas liquids to meet the world's growing demand for cleaner energy in an efficient and responsible manner. Our dedication to responsible environmental stewardship drives us to incorporate environmental considerations across all facets of our operations and business decision-making. Our Environmental, Safety, and Health (ES&H) Policy serves as the cornerstone of our efforts, reaffirming our commitment to safeguarding the environment.



Contents

Foreword +

Environmental 16

2022 Performance Highlights 17

Environmental Management 18

Greenhouse Gas Emissions 20

GHG Emissions Performance 21

Avoided Emissions from Electric Compression 22

Methane Management Plan 23

Methane Emissions Performance 24

Air Quality 27

Focus on Flaring 28

Water Management 32

Waste Management 33

Biodiversity and Land Stewardship 34

Spill Prevention and Response 37

Safety +

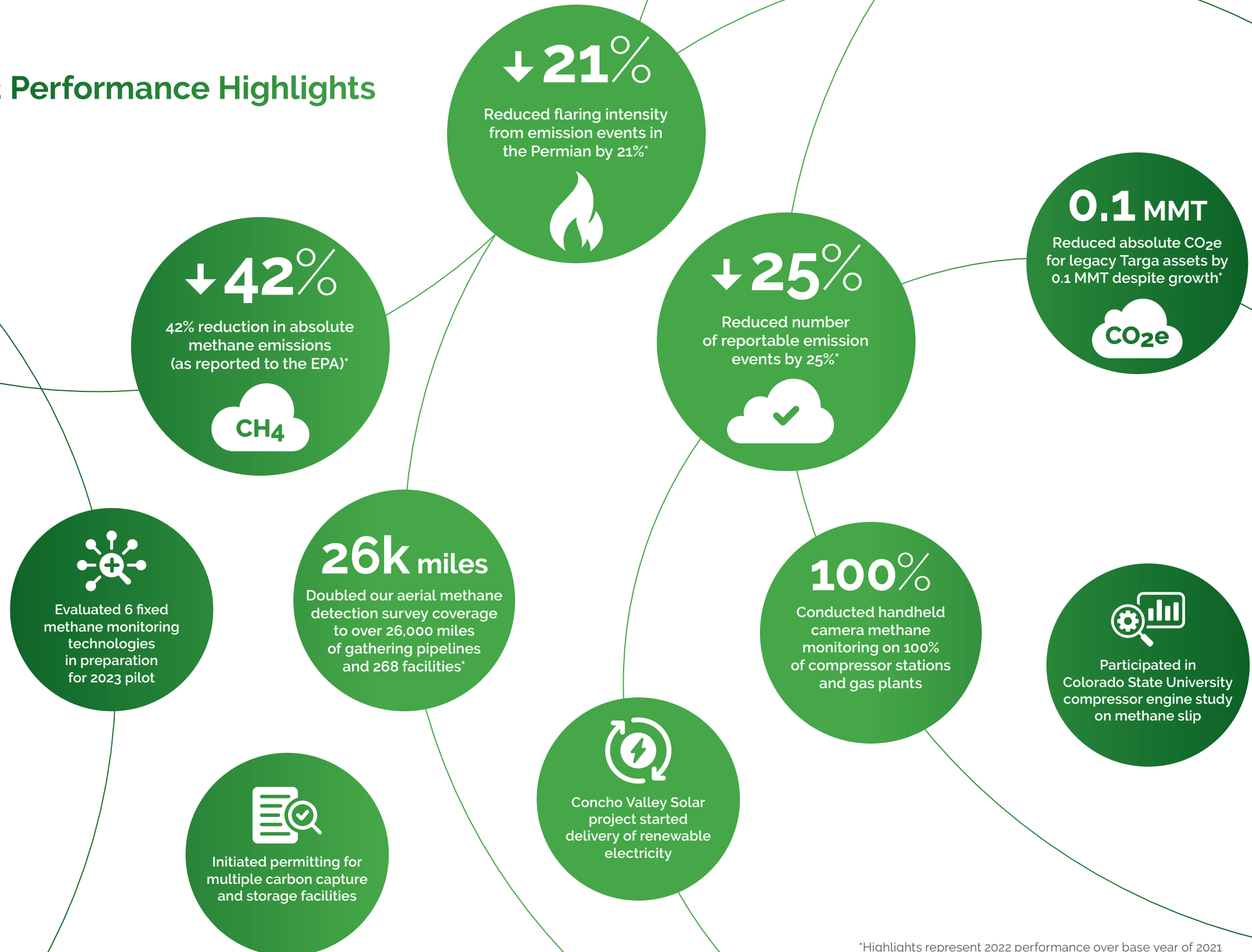
Social +

Governance +

Data & Disclosures +

Forward-looking Statements

2022 Performance Highlights



*Highlights represent 2022 performance over base year of 2021



Contents

Foreword +

Environmental 16

2022 Performance Highlights 17

Environmental Management 18

Greenhouse Gas Emissions 20

GHG Emissions Performance 21

Avoided Emissions from Electric Compression 22

Methane Management Plan 23

Methane Emissions Performance 24

Air Quality 27

Focus on Flaring 28

Water Management 32

Waste Management 33

Biodiversity and Land Stewardship 34

Spill Prevention and Response 37

Safety +

Social +

Governance +

Data & Disclosures +

Forward-looking Statements

Environmental

Environmental Management

Our approach to environmental management is governed by our ES&H Policy. Our Environmental Management System (EMS) facilitates the management of environmental risks and helps us achieve regulatory compliance. It is supported by Targa's leadership and complements our safety management system as part of our overall Integrated Management System (IMS).

Environmental Management System Elements

- ▶ Management of Policies, Standards, and Procedures
- ▶ Document Control
- ▶ Roles and Responsibilities
- ▶ Engineering Standards and Operational Controls
- ▶ Compliance Tracking System
- ▶ Monitoring and Reporting
- ▶ Records Retention
- ▶ Training
- ▶ Evaluation of Compliance
- ▶ Measurement and Key Performance Indicators
- ▶ Management Review



Our environmental programs are designed to limit the impact of our business on the environment and our local communities. We prioritize meeting and, where feasible, exceeding regulatory requirements, and all employees share responsibility for promoting compliance. We work to maintain an open and transparent relationship with our federal, state, and local regulatory agencies and we routinely engage with them, either alone or through our industry

associations, on policy development, rulemaking, education, technology review, and benchmarking. We also continuously review and update our environmental management practices as we strive to align with legal and regulatory requirements and industry best practices.

Targa's ES&H Policy is available on our website ▶



Contents

Foreword +

Environmental 16

2022 Performance Highlights 17

Environmental Management 18

Greenhouse Gas Emissions 20

GHG Emissions Performance 21

Avoided Emissions from Electric Compression 22

Methane Management Plan 23

Methane Emissions Performance 24

Air Quality 27

Focus on Flaring 28

Water Management 32

Waste Management 33

Biodiversity and Land Stewardship 34

Spill Prevention and Response 37

Safety +

Social +

Governance +

Data & Disclosures +

Forward-looking Statements

Environmental

Environmental Management



Roles and Responsibilities

We use a system of management policies, work practices, and controls, including automated permit compliance tracking, facility monitoring and reporting programs, compliance audits, and training.

Contents

Foreword +

Environmental 16

2022 Performance Highlights 17

Environmental Management 18

Greenhouse Gas Emissions 20

GHG Emissions Performance 21

Avoided Emissions from Electric Compression 22

Methane Management Plan 23

Methane Emissions Performance 24

Air Quality 27

Focus on Flaring 28

Water Management 32

Waste Management 33

Biodiversity and Land Stewardship 34

Spill Prevention and Response 37

Safety +

Social +

Governance +

Data & Disclosures +

Forward-looking Statements

Greenhouse Gas Emissions

Targa's approach to greenhouse gas emissions reductions is rooted first and foremost in our overall approach to operational efficiency and reliability. More specifically, our methane management plan details our strategy, which includes investing in technology, implementing best practices, and finding cost-effective ways to scale solutions that help us find and fix methane leaks. We also are

evaluating complementary business opportunities that reduce emissions such as carbon capture and sequestration, which we have been engaged in since the late 1990s. We are privileged to have some of the brightest people in the industry working across all aspects of our business to explore new ideas and continuously seek ways to further enhance our practices.




Our Approach

- ▶ Enhancing operational efficiency
- ▶ Investing in new technologies
- ▶ Implementing best practices in emissions reduction initiatives
- ▶ Evaluating complementary business opportunities that reduce emissions



Targets and Goals

- ▶ Reducing methane emissions intensity to 0.08% for the Gathering and Boosting sector by 2025
- ▶ Reducing methane emissions intensity to 0.11% for the Processing sector by 2025



Outcomes

- ▶ Continued to decrease GHG intensity despite new acquisitions and growth
- ▶ Decreased absolute methane emissions (as reported to the EPA) by 42% in 2022
- ▶ Continued to reduce the number of reportable emissions events by 25% in 2022
- ▶ Made significant progress on potential carbon capture/storage and hydrogen opportunities
- ▶ Executed power purchase agreements for long term solar and wind in the Permian



Key Considerations

- ▶ While methane makes up a small proportion of Targa's GHG emissions, it remains a major focus area for us
- ▶ Increased methane monitoring and measurement continues to help us build asset-level knowledge to develop specific actions that can be replicated across our assets
- ▶ The majority of Targa's GHG emissions result from gas fired compressor engines. Installing electric-driven compression is the primary way to reduce these emissions. However, challenges exist due to limited or unpredictable electricity availability
- ▶ As a midstream operator, Targa does not have routine flaring

Contents

Foreword +

Environmental 16

2022 Performance Highlights 17

Environmental Management 18

Greenhouse Gas Emissions 20

GHG Emissions Performance 21

Avoided Emissions from Electric Compression 22

Methane Management Plan 23

Methane Emissions Performance 24

Air Quality 27

Focus on Flaring 28

Water Management 32

Waste Management 33

Biodiversity and Land Stewardship 34

Spill Prevention and Response 37

Safety +

Social +

Governance +

Data & Disclosures +

Forward-looking Statements

GHG Emissions Performance

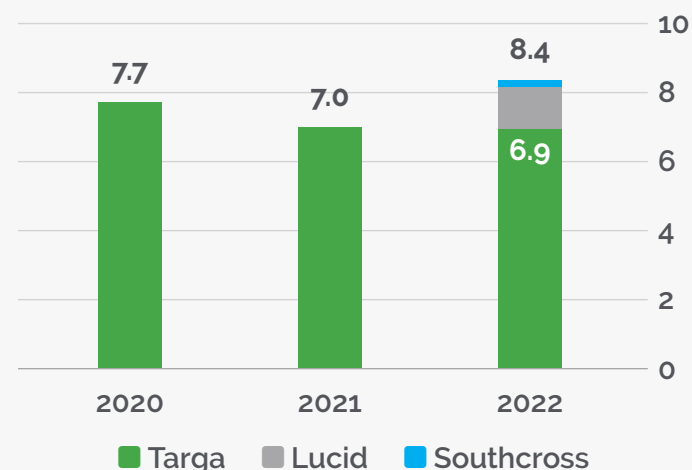
In 2022, we started up two new gas plants, increased volumes by nearly 32%, and completed two strategic acquisitions – Southcross Energy and Lucid Energy. We have worked diligently to integrate the new assets into our emissions management programs, and we have incorporated GHG emissions from Southcross and Lucid assets into our 2022 emissions metrics.

Notably, despite the new gas plants and the substantial volume growth, we decreased the Scope 1 emissions from our legacy assets from 7.0 million metric tons (MMT) to 6.9 MMT compared to 2021. In addition, when including our newly acquired assets, Targa's Scope 1 and Scope 2 GHG intensity continued to decrease in 2022, due in large part to our continued investment in electric compression and methane monitoring and repair programs.

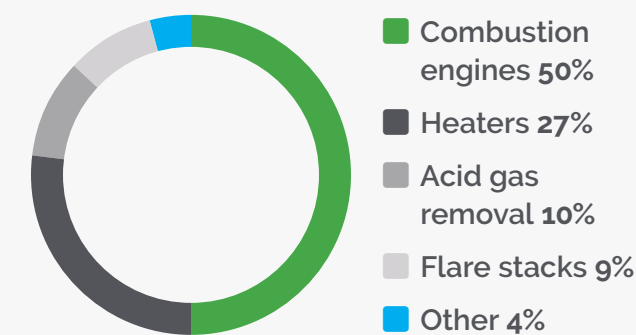
In 2022, similar to previous years, 77% of our Scope 1 GHG emissions resulted from the combustion of natural gas fuel used in compressor engines and process heaters. The remaining percentage originated from fugitive emissions, flares, and other processes that are common to operating natural gas systems.

Targa Scope 1 GHG Emissions

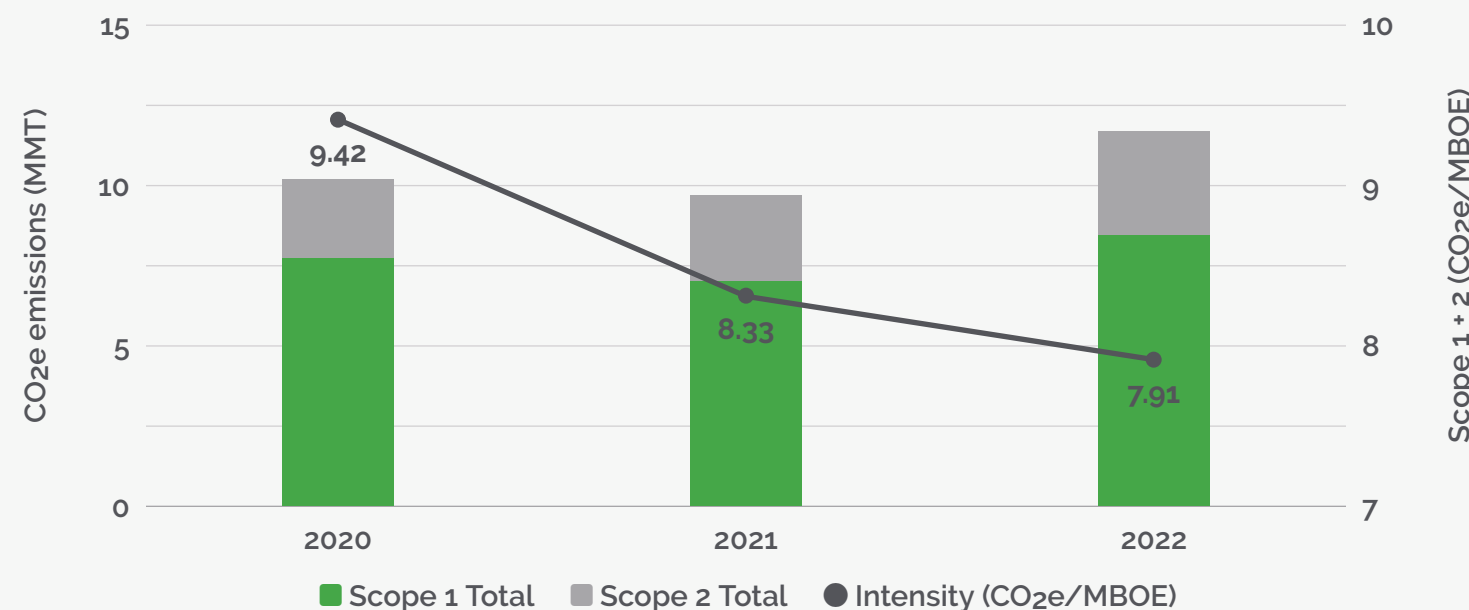
CO₂e Emissions (MMT)



2022 Scope 1 GHG Emissions Source Breakdown



Scope 1 + Scope 2 GHG Emissions Intensity



Contents

Foreword +

Environmental 16

2022 Performance Highlights 17

Environmental Management 18

Greenhouse Gas Emissions 20

GHG Emissions Performance 21

Avoided Emissions from Electric Compression 22

Methane Management Plan 23

Methane Emissions Performance 24

Air Quality 27

Focus on Flaring 28

Water Management 32

Waste Management 33

Biodiversity and Land Stewardship 34

Spill Prevention and Response 37

Safety +

Social +

Governance +

Data & Disclosures +

Forward-looking Statements

Avoided Emissions from Electric Compression

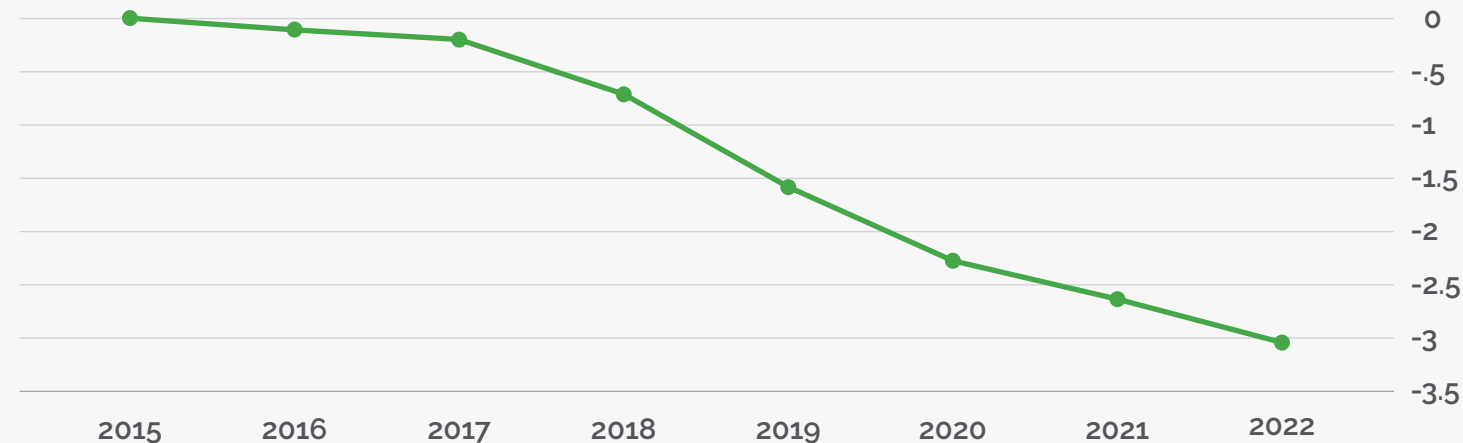
Since 2015, Targa has been investing in electric compression for all our new gas processing plants and tens of thousands of horsepower of field gas gathering compression. These early decisions to install electric compression helped us to avoid significant emissions of GHG, as well as criteria pollutants, such as nitrogen oxides (NO_x) and carbon monoxide (CO).

Our Permian gas processing capacity has expanded by more than 3 billion cubic feet since 2015. During this same time, electric-driven compression has helped us avoid 3 million metric tons of GHG emissions.

These avoided emissions have helped us to reduce our GHG intensity as seen on the previous page.

Scope 1 GHG Emissions Avoided by Installing Electric Compression*

CO₂e Emissions (MMT)



*We estimate annual GHG emissions avoided based on cumulative emissions that would have resulted if Targa had installed gas-fired compression at gas plants and compressor stations in lieu of the electric motor-driven compression actually installed since 2015. The emissions compound as additional electrical compression is installed annually.

Energy for Our Future

Targa's Low Carbon Energy Ventures Team

Our Low Carbon Energy Ventures team is responsible for business development opportunities related to alternative and emerging energy solutions that support our midstream operations. The team is actively working on carbon capture and sequestration projects, pursuing economic renewable energy projects and partnerships, and working with industry peers to evaluate options for hydrogen fuels.

Since 2016, we have sequestered an average of nearly 160,000 metric tons of CO₂ per year as part of our operation of six acid gas injection (AGI) wells, for a total of nearly 1.1 million metric tons of CO₂ between 2016 and 2022.

Renewable power sources, such as wind and solar, allow the midstream business to reduce both criteria pollutant emissions and GHG emissions from our assets. We have several ongoing energy initiatives that help reduce Scope 2 emissions. For example, Targa has completed several power purchase agreements for long-term projects for solar and wind to power our West Texas assets in the Permian Basin, scheduled to start in 2023 and 2024.

Contents

Foreword +

Environmental 16

2022 Performance Highlights 17

Environmental Management 18

Greenhouse Gas Emissions 20

GHG Emissions Performance 21

Avoided Emissions from Electric Compression 22

Methane Management Plan 23

Methane Emissions Performance 24

Air Quality 27

Focus on Flaring 28

Water Management 32

Waste Management 33

Biodiversity and Land Stewardship 34

Spill Prevention and Response 37

Safety +

Social +

Governance +

Data & Disclosures +

Forward-looking Statements



Methane Management Plan

Methane is the primary component of residue gas and therefore is an economically valuable product to us. Consequently, reducing methane loss to the atmosphere will remain a priority for our business operations.

Through the G&P segment of our business, we gather raw field gas from exploration and production customers, compress it, and move it to gas processing plants where the raw gas is separated into residue gas and NGLs. Natural gas pipeline operators then deliver the residue gas to power plants, cities, and other markets such as LNG exporters.

We have a demonstrated track record of commitments to industry collaboration and innovative solutions to reduce methane loss. For example, we became an early member of the now-former EPA Natural Gas STAR program in 2000. This platform allowed us to work in tandem with industry peers and government officials, exploring new technologies and sharing industry best practices.

These collaborative and sustained efforts have improved our methane management plan, which centers around the utilization of various detection technologies to effectively identify methane leaks and facilitate the continued implementation of robust maintenance and equipment reliability programs. Through our tailored approach, we strategically and effectively allocate our resources and focus our efforts on actions that yield the greatest impact.

Focus Area	Key 2022 Achievements	Impact
 <p>Methane Monitoring</p>	<ul style="list-style-type: none"> ▶ Conducted aerial methane surveys of approximately 26,000 miles of pipeline and 268 facilities in our Permian, North Texas, and Oklahoma regions with expansion to our entire operation in 2023 ▶ Increased voluntary optical gas imaging to cover all compressor stations annually with an increase to quarterly in 2023 ▶ Evaluated six types of continuous methane monitoring technologies for use in a 2023 pilot ▶ Developed an in-house gas control program to monitor gathering system pressures to provide early notice of potential issues 	<ul style="list-style-type: none"> ▶ Provides meaningful feedback to our monitoring approach including frequency and type of monitoring ▶ Helps refine internal leak repair work processes ▶ Leads to development of additional leak tracking processes and data analytics
 <p>Partnerships and Collaborations</p>	<ul style="list-style-type: none"> ▶ Created a cross-functional Methane Team to study our operations, work with third-party power providers, and collaborate with engine manufacturers ▶ Worked with ONE Future on Project Veritas monitoring, reconciliation, and validation programs ▶ Participated in API Environmental Partnership aerial surveys including assets in the Badlands of North Dakota and the Permian ▶ Participated in API Environmental Partnership's test study of methane emissions from gas-fired compressor engines at Colorado State University 	<ul style="list-style-type: none"> ▶ Helps manufacturers innovate and develop new solutions for our industry ▶ Develops Targa technical talent and in-house expertise ▶ Supports the overall industry objectives while continuing to provide reliable and available energy

Contents

Foreword +

Environmental 16

2022 Performance Highlights 17

Environmental Management 18

Greenhouse Gas Emissions 20

GHG Emissions Performance 21

Avoided Emissions from Electric Compression 22

Methane Management Plan 23

Methane Emissions Performance 24

Air Quality 27

Focus on Flaring 28

Water Management 32

Waste Management 33

Biodiversity and Land Stewardship 34

Spill Prevention and Response 37

Safety +

Social +

Governance +

Data & Disclosures +

Forward-looking Statements

Methane Emissions Performance

Energy for Our Future

In Depth: Methane Slip 101

In 2021, ONE Future revised the methodology for calculating methane emissions from compressor engines to include methane slip. Methane slip occurs when uncombusted fuel “slips” through and is vented as exhaust for specific engine types. Unlike methane leaks, which can be identified and repaired, methane slip is a result of the combustion process itself. Currently, there is no commercially available technology or maintenance practice to reduce methane slip.

Targa and other midstream companies that gather low-pressure gas are more impacted by methane slip due to the use of certain gas compressor engines that are more prone to methane slip. EPA’s engine regulations drove installation of these higher methane slip gas compressor engines to meet the low emission requirements of other pollutants. Consequently, we operate a large fleet of these gas compressor engines, so the impact of the revised ONE Future methodology was meaningful for Targa.

As a testament to our years of dedicated effort and action, we achieved a 42% reduction in absolute methane emissions (as reported to the EPA) in 2022 compared to the previous year, reflecting our commitment to tangible results and continuous improvement.

In 2021, we joined ONE Future for both Gathering and Boosting and Processing sectors, which allows us to work collectively toward sector-specific methane intensity reduction goals while providing consistent and transparent information to investors and other stakeholders. We take an active role by sitting on the ONE Future Technical Committee and Steering Committee.

ONE FUTURE Sector Goal	2022 YOY Reduction	2022 Revised (with slip)	2022 Original (no slip)
Gathering and Boosting 0.08%	-17%	0.139%	0.033%
Processing 0.11%	-12%	0.033%	0.019%
Total Company*	-16%	0.087%	0.026%

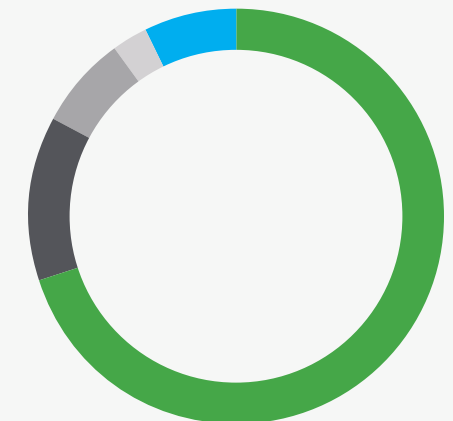
*Targa would have already met and exceeded the 2025 sector goals based on the original methodology from when Targa joined ONE Future in 2021.

42% reduction in absolute methane emissions (as reported to the EPA)

Considering the inclusion of methane slip, 70% of our methane emissions come from our existing combustion equipment. Only 3% of Targa’s methane emissions results from flaring.

2022 Methane Emission Sources

(with methane slip)



- Combustion equipment 70%
- Gathering pipelines 13%
- Reciprocating compressors 7%
- Flaring 3%
- Other 7%



Contents

Foreword +

Environmental 16

2022 Performance Highlights 17

Environmental Management 18

Greenhouse Gas Emissions 20

GHG Emissions Performance 21

Avoided Emissions from Electric Compression 22

Methane Management Plan 23

Methane Emissions Performance 24

Air Quality 27

Focus on Flaring 28

Water Management 32

Waste Management 33

Biodiversity and Land Stewardship 34

Spill Prevention and Response 37

Safety +

Social +

Governance +

Data & Disclosures +

Forward-looking Statements

Methane Emissions Performance

Energy for Our Future Studying Methane Slip

Targa is actively collaborating with academics and industry stakeholders to study methane slip and identify emerging technologies for addressing it. For example, in partnership with the API Environmental Partnership and Colorado State University, Targa participated in a study of compressor emissions which aimed to compare emissions observed in aerial surveys with on-the-ground measurement and engineering emission estimates.

A key focus area of this study involved closely examining the calculation of methane slip. The study results validated Targa's understanding of methane slip and the impact it has on facility emission estimates, which is reflected in our methane intensity metrics. The study also showed that while individual source emissions did vary somewhat, engineering estimates using the updated EPA emissions factors (June 2022 EPA GHG Reporting Protocol (GHGRP) proposed rule) were representative and could be used to calculate emissions accurately.

Targa has been on the forefront of the methane slip issue and began disclosing the impact of methane slip through its methane intensity results in 2022, with additional disclosures in this year's Report. While there are no commercially available options to reduce methane slip from natural gas-fired compressor engines, we are collaborating with engine manufacturers and aftermarket control suppliers to develop a solution. In addition, we are working with our power suppliers to overcome grid constraints so that we have the option to install electric compression, which would eliminate the source of methane slip.



Contents

Foreword +

Environmental 16

2022 Performance Highlights 17

Environmental Management 18

Greenhouse Gas Emissions 20

GHG Emissions Performance 21

Avoided Emissions from Electric Compression 22

Methane Management Plan 23

Methane Emissions Performance 24

Air Quality 27

Focus on Flaring 28

Water Management 32

Waste Management 33

Biodiversity and Land Stewardship 34

Spill Prevention and Response 37

Safety +

Social +

Governance +

Data & Disclosures +

Forward-looking Statements

Methane Measurement and Reporting

Targa reports methane emissions annually according to the EPA's GHGRP, which does rely in part on emission factors. However, the GHGRP also incorporates direct measurements and operational data such as measured gas volumes and compositions, as well as monitoring data specific to our assets. Targa believes that emissions calculated using operational data constitute a reasonable approach to measurement and considers those emissions to be measurement derived or monitoring informed (see box below for defined terms). Furthermore, and despite common criticism, emission factors are based on empirical data and undergo periodic revision. For example, the EPA's current draft proposal of the GHGRP includes changes to several emission factors, which are

being updated to reflect recent academic research and address a new category of emissions from potential "super-emitter" or large events.

In evaluating Targa's methane emissions with respect to methane intensity, approximately 85% of Targa's methane emissions are based on some type of measurement. We believe that until reliable quantification technologies that can be scaled across our operations are developed and standard protocols that incorporate all types of measurement are accepted, our stakeholders are best served by us maintaining an active role in learning, collaborating, and focusing on the core, critical aspects of methane emission management: the reduction of methane leaks through prompt detection and repair.

In Depth: Methane Measurement, Monitoring, and Data Validation

While the term "measurement" implies a degree of certainty, the accuracy and precision of measurement is also dependent on the type of measurement. In the context of this Report and to better describe measurements associated with quantifying methane emissions, the following definitions are provided:

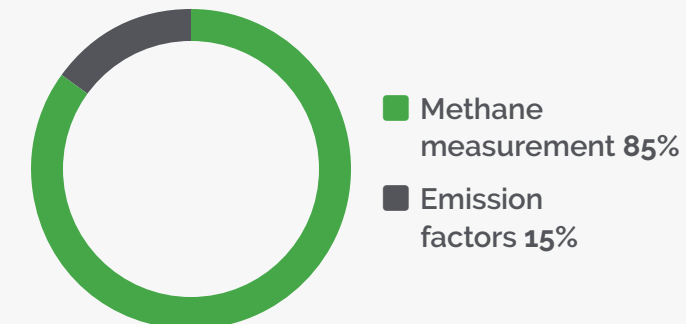
Direct Measurement – Conducted at the exact point of emission (e.g., stack testing, volumetric sampling) using sampling equipment and analytical instruments to determine an emission rate.

Indirect Measurement – Performed using remote sensing technologies (e.g., satellite, aerial, etc.) coupled with mathematical algorithms to estimate an emission rate.

Measurement Derived – Use of directly measured variables (e.g., gas volume, composition, etc.) and emission factors to calculate emissions.

Monitoring Informed – Use of actual observations from monitoring activities (e.g., leak surveys) and emission factors to calculate emissions. More accurate than assuming a constant emission rate from a source.

Targa Methane Intensity Emissions Calculations Basis



Emission Factor – Representative value, based on a large number of direct measurements of similar sources, that relates the quantity of a pollutant released to the atmosphere with an activity associated with the release of that pollutant.

Contents

Foreword +

Environmental 16

2022 Performance Highlights 17

Environmental Management 18

Greenhouse Gas Emissions 20

GHG Emissions Performance 21

Avoided Emissions from Electric Compression 22

Methane Management Plan 23

Methane Emissions Performance 24

Air Quality 27

Focus on Flaring 28

Water Management 32

Waste Management 33

Biodiversity and Land Stewardship 34

Spill Prevention and Response 37

Safety +

Social +

Governance +

Data & Disclosures +

Forward-looking Statements

Air Quality

We also are focused on reducing our non-GHG emissions, including volatile organic compounds (VOCs), carbon monoxide (CO), nitrogen oxides (NO_x), sulfur dioxides (SO_x), and particulate matter (PM), through design and work processes such as the use of electric compression, gas capture and reinjection processes, and low NO_x burners.

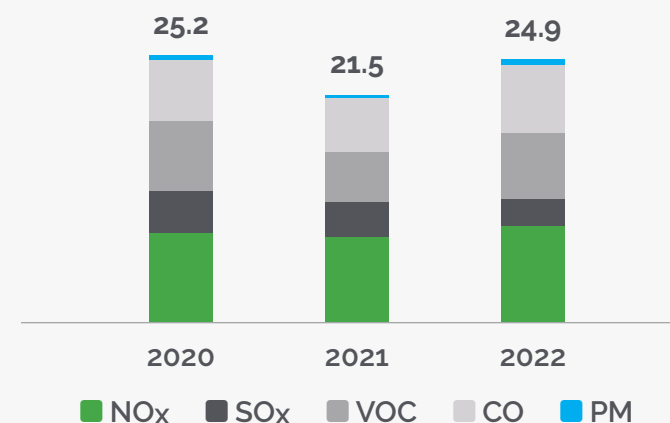
During 2022, we achieved a 20% reduction in emissions of SO_x emissions compared to 2021, due in part to continued maintenance and reliability efforts to reduce unplanned downtime. This reduction was achieved despite two acquisitions. The increase in other emissions is due in large part to the acquisitions of Lucid and Southcross.

Criteria Pollutant Emissions

(thousand tons/year)	2020	2021	2022 Legacy Targa	2022 Post Acquisitions
Nitrogen oxides (NO _x)	8.6	8.2	8.0	9.1
Carbon monoxide (CO)	5.7	5.1	5.5	6.5
Volatile organic compounds (VOCs)	6.6	4.7	5.0	6.2
Sulfur dioxides (SO _x)	3.9	3.2	2.4	2.6
Particulate matter (PM)	0.4	0.3	0.5	0.5
Total emission rates for reporting facilities	25.2	21.5	22.1	24.9

Non-GHG Emissions

Emission rate in thousand tons for reporting facilities



Energy for Our Future

Vapor Recovery Units Help Reduce Emissions

In late 2022, Targa deployed two ZEVAC recovery systems to support quarterly pigging operations on portions of Targa's Grand Prix NGLs pipeline. The ZEVAC system is a pneumatic pump that recovers NGLs during maintenance pigging operations and returns them to the pipeline, eliminating the need for flaring during these operations thus reducing NO_x, CO, and VOC emissions along with CO₂. We expect the systems to recover approximately 4,000 barrels of NGLs per year.

Contents

Foreword +

Environmental 16

2022 Performance Highlights 17

Environmental Management 18

Greenhouse Gas Emissions 20

GHG Emissions Performance 21

Avoided Emissions from Electric Compression 22

Methane Management Plan 23

Methane Emissions Performance 24

Air Quality 27

Focus on Flaring 28

Water Management 32

Waste Management 33

Biodiversity and Land Stewardship 34

Spill Prevention and Response 37

Safety +

Social +

Governance +

Data & Disclosures +

Forward-looking Statements

Focus on Flaring

A Macroscopic View on Global and Domestic Flaring

According to new data compiled by the World Bank's Global Gas Flaring Reduction Partnership, global gas flaring decreased in 2022 by 5 billion cubic meters, its lowest level since 2010. Notably, the United States, Nigeria, and Mexico accounted for most of the decline. In addition to the overall reduction in flare volume, global flaring intensity—the amount of flaring per barrel of oil produced—also fell to its lowest level since satellite data began being gathered, despite a 5% increase in oil production in 2022.

Understanding Flaring from Midstream Operations

While flaring remains an essential focus for the energy industry, Targa and other midstream companies differ from exploration and production companies in that we do not engage in routine flaring. Our core business centers on gathering raw gas from our customers and efficiently capturing and compressing it for safe transport. Therefore, the intentional, routine release and burning of gases, or routine flaring, does not align with our business goals.

Flaring, when it occurs, is predominantly for safety reasons such as relieving pressure during unplanned events such as third-party outages, weather, unplanned maintenance, or other unexpected operational upsets.



Flaring constitutes a small proportion of the United States' CO₂ emissions, accounting for 1.3% in 2021, according to the Global Carbon Budget 2023.



Between 2021 and 2022, the United States' oil production increased 6% but flaring decreased by 9%, resulting in a 14% reduction in flaring intensity – the lowest level recorded in the last 10 years.

Contents

Foreword +

Environmental 16

2022 Performance Highlights 17

Environmental Management 18

Greenhouse Gas Emissions 20

GHG Emissions Performance 21

Avoided Emissions from Electric Compression 22

Methane Management Plan 23

Methane Emissions Performance 24

Air Quality 27

Focus on Flaring 28

Water Management 32

Waste Management 33

Biodiversity and Land Stewardship 34

Spill Prevention and Response 37

Safety +

Social +

Governance +

Data & Disclosures +

Forward-looking Statements

Our Approach to Reducing Flared Volumes

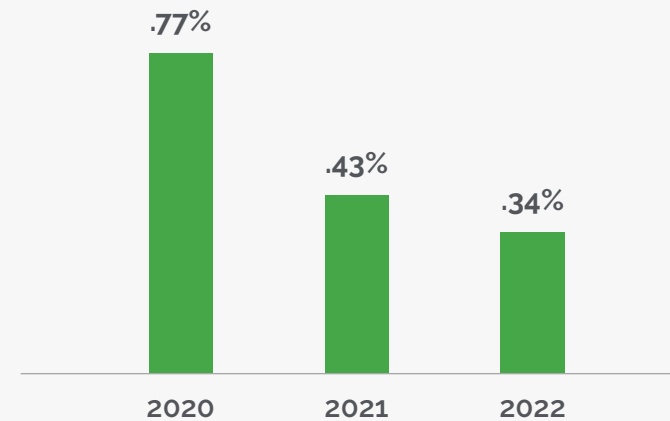
In 2022, Targa's ongoing efforts to reduce flaring from unplanned and unexpected downtime resulted in a continued decrease in our overall flaring emissions intensity in the Permian, down to 0.34%.

As a responsible operator, we take a proactive approach to mitigating flaring incidents. Through a combination of strategic planning, collaboration, strong asset integrity and maintenance programs, and effective combustion techniques, we aim to reduce flared volumes while maintaining the safety and integrity of our operations. Our efforts include:

- ▶ Actively monitor for and repair leaks, seek to mitigate flaring events, investigate incidents to determine corrective actions, and analyze data routinely to reduce methane emissions
- ▶ Explore innovative technologies to reduce flaring emissions and identify operational improvements to reduce the need for flaring
- ▶ Deploy efficient combustion technologies that meet applicable regulatory design and operational requirements
- ▶ Utilize vapor recovery units to recover gas that would otherwise be flared or lost to the atmosphere
- ▶ Evaluate and expand pipeline gathering system capacity and connectivity to reduce potential field gas flaring by producers

Environmental Incident Volume Intensity, Permian

Incident (MMCF)/GP Inlet (MMCF)



.34% flaring emissions intensity in the Permian

In Depth

Our operations, including our flares, are regulated by state and federal environmental agencies. When minimal operational flaring is necessary for safety reasons, we deploy efficient combustion technologies that meet applicable regulatory design and operational requirements, including 98% destruction of volatile organic compounds and methane emissions (see EPA-452/F-03-019).

Our Flare Operation and Design

At any given time, Targa's flares are required to:

1. Be lit and have automatic systems to reignite
2. Operate effectively to maximize destruction efficiency
3. Reduce and ultimately eliminate the gas going to the flare

Contents

Foreword +

Environmental 16

2022 Performance Highlights 17

Environmental Management 18

Greenhouse Gas Emissions 20

GHG Emissions Performance 21

Avoided Emissions from Electric Compression 22

Methane Management Plan 23

Methane Emissions Performance 24

Air Quality 27

Focus on Flaring 28

Water Management 32

Waste Management 33

Biodiversity and Land Stewardship 34

Spill Prevention and Response 37

Safety +

Social +

Governance +

Data & Disclosures +

Forward-looking Statements

Our Approach to Reducing Flared Volumes

Management Practices and Programs to Reduce Flaring

At Targa, our commitment to responsible operations drives us to actively limit unplanned flaring and venting through a range of comprehensive management practices and programs, which reduce our environmental impact, enhance our operational reliability, improve customer service, and benefit our bottom line.

Additionally, Targa has robust maintenance and asset integrity programs that ensure the reliable operation of our assets. We are dedicated to reducing our environmental impact through responsible operational practices and consistent efforts to reduce the number of equipment failures under our control. For more information on our maintenance and asset integrity programs, [see pages 48–51](#).



Centralized Gas Control	Centralized gas control oversees our gas gathering systems, manages gas distribution to residue gas markets, supervises field operations, and assists in responding to system changes. This team allows us to proactively respond to system operating issues prior to the need to vent or flare.
Gathering System Flexibility	The design of our gathering systems often allows us to reroute gas when scheduled maintenance or unplanned events occur, which makes our operations more reliable and stable, thereby reducing unnecessary flaring.
Gas Scheduling	We work with third-party pipeline operators and gas processors during maintenance or unexpected situations to transfer gas where possible, which reduces the need to flare.
Capturing Maintenance Gas	To ensure safety during maintenance, equipment and pipelines may require shutdowns and gas evacuations. Instead of flaring or venting that gas, we can redirect it to a low-pressure system and process it, reducing emissions and retaining gas within our system.
Compressor Reliability	Compressors are critical to keep gathered gas flowing. By focusing on compressor and compressor engine maintenance programs, we provide reliable service and reduce unplanned flaring and venting.
Emissions Event Review and Analysis	Targa logs emissions events and associated volumes, which local cross-functional teams review regularly for root causes and solutions. The Targa Executive team reviews summarized data monthly. This proactive approach reduces emissions and helps prevent unnecessary flaring events.
Collaborating with Industry and Regulatory Agencies	Targa collaborates extensively with industry groups and regulatory agencies to share best practices, learn about innovative technologies, and participate in surveys and studies. We also offer midstream-specific training and provide asset tours to regulatory agencies.



Contents

Foreword +

Environmental 16

2022 Performance Highlights 17

Environmental Management 18

Greenhouse Gas Emissions 20

GHG Emissions Performance 21

Avoided Emissions from Electric Compression 22

Methane Management Plan 23

Methane Emissions Performance 24

Air Quality 27

Focus on Flaring 28

Water Management 32

Waste Management 33

Biodiversity and Land Stewardship 34

Spill Prevention and Response 37

Safety +

Social +

Governance +

Data & Disclosures +

Forward-looking Statements

Our Approach to Reducing Flared Volumes

Helping our Exploration and Production Customers Meet Their Goals

As a midstream company, Targa benefits financially by partnering with producers who have either goals or regulatory requirements to reduce routine flaring from their operations. By working closely and coordinating early on project timing, Targa is incentivized to gather the gas from upstream operators when their wells come online. This proactive collaboration helps address midstream capacity limitations and has served as a strategic opportunity for our business. It also increases our operational reliability for our customers and minimizes emissions from our and their operations.

Working directly with power providers, third-party pipelines, and producers helps us provide excellent service to our customers while also limiting emissions from our operations. We are focused on analyzing emissions events and working to find solutions to prevent similar events in the future through operational or equipment changes, increased communication with upstream suppliers and downstream pipeline operators, or investing in new projects and technology enhancements. We also evaluate and expand pipeline gathering system capacity and flexibility to reduce potential field gas flaring by producers.



Energy for Our Future

Effectively Communicating with our Upstream Customers

We collaborate closely with our upstream customers to understand their anticipated volumes and drilling schedules. This enables us to forecast and stay ahead of our customers' needs and, when possible, plan our maintenance activities together to reduce operational disruptions. Our communication channels span our organization, from operational to commercial teams and up to executives, and we utilize them to stay informed about potential shutdowns and upcoming maintenance. The level and frequency of communication varies based on several factors, including the scale of operations and each customer's objectives or regulatory requirements.

“Working closely with our upstream customers allows us to collaborate to ensure operational and reliability goals are met as well as to support individual company ESG objectives.”

– John Laeger,
Senior Vice President, Targa Midland Basin



Contents

Foreword +

Environmental 16

2022 Performance Highlights 17

Environmental Management 18

Greenhouse Gas Emissions 20

GHG Emissions Performance 21

Avoided Emissions from Electric Compression 22

Methane Management Plan 23

Methane Emissions Performance 24

Air Quality 27

Focus on Flaring 28

Water Management 32

Waste Management 33

Biodiversity and Land Stewardship 34

Spill Prevention and Response 37

Safety +

Social +

Governance +

Data & Disclosures +

Forward-looking Statements

Water Management

Water is vital to the health, social, and economic well-being of the communities where we live and work, and it is an essential resource for our industry and our company. While overall water usage is low in the midstream business, we recognize the importance of effectively managing water and are committed to reducing our impact on local water supplies. Our environmental management program guides our approach to managing water resources both during construction and while operating our facilities.

Responsible Water Use

Our largest routine use of industrial water is for cooling systems in natural gas processing plants. In 2022, we used approximately 2,500 million gallons of water for our cooling systems. This water is not contaminated during the process; more than 95% of it was returned to the hydrogeologic cycle through evaporation and discharged to surface bodies of water, which is regulated through state and federal permits. Approximately 2% of the cooling water we used in 2022 was disposed of after use via permitted disposal wells. When contaminated water is generated by our operations, we evaluate sending it to reclamation facilities, when possible, based on the commercial availability of a facility. Otherwise, we dispose of it in permitted disposal wells.

Our second-highest use of industrial water is through the maintenance and development of underground salt dome wells that store NGLs near Mont Belvieu,

Texas. The wells are created by injecting freshwater into the salt formations, which dissolves the salt until the water is saturated with it. The salt-laden brine water is then removed from the wells, creating cavern space for storage. When possible, we store the brine water in offsite ponds and reuse it in storage wells, which reduces the amount of freshwater required to develop and operate the wells.

To reduce water consumption, instead of using water to conduct pressure testing of most new gas pipeline assets prior to putting them in service, we predominantly use air and nitrogen. In areas along the Gulf Coast where water is readily available, Targa uses water for pipeline testing. Where we test with water, we follow testing protocols and dispose of the water responsibly. In most cases, we can reuse the water in other segments of the pipeline, which reduces the overall amount of water required for testing. At the Legacy gas plant, which came online in Q3 2022, Targa reused more than 3 million gallons of water for testing new pipelines during construction and commissioning activities. After the test was completed, the water was returned to its original source.

In 2022, Targa initiated a strategic collaboration with one of our vendors to investigate opportunities to reduce water usage across our business. Recognizing their expertise, we believe they will continue to be an important partner as we undertake a comprehensive evaluation of our water usage across the company and continue to explore innovative solutions to reduce our water consumption.



High Water Stress Areas

Targa is aware of the importance of continuously exploring ways to reduce our water needs, particularly in operational areas of high water stress such as West Texas and New Mexico. These areas are sensitive to drought and other physical risks associated with weather. Internally, we have started to track these areas and identify what operational water usage requirements we may have, and if solutions may exist to eliminate or further reduce water usage in the future.

In recent years, Targa has been replacing water cooling systems in our gas processing plants with air coolers. These air coolers reduce water usage and reduce potential impacts from cold weather events. We continue to install these systems at all our new gas processing facilities. Coupled with our pipeline and facility pressure-testing efforts described above, Targa has been able to find ways to eliminate processes that previously used water in our business.

Contents

Foreword +

Environmental 16

2022 Performance Highlights 17

Environmental Management 18

Greenhouse Gas Emissions 20

GHG Emissions Performance 21

Avoided Emissions from Electric Compression 22

Methane Management Plan 23

Methane Emissions Performance 24

Air Quality 27

Focus on Flaring 28

Water Management 32

Waste Management 33

Biodiversity and Land Stewardship 34

Spill Prevention and Response 37

Safety +

Social +

Governance +

Data & Disclosures +

Forward-looking Statements

Environmental

Waste Management

We have programs and processes in place that are designed to provide consistent and proper management of waste, including pollution prevention strategies, encouraging waste minimization, and eliminating waste streams where possible. Our Waste Management and Minimization Plan guides us through a developed system of consistent waste identification, classification, minimization, handling, and disposal. While our sector of the energy industry does not produce significant amounts of federally regulated hazardous waste, we produce some industrial waste that is managed according to state or local protocols. The industrial waste that Targa typically generates is associated with scheduled tasks or project work, such as pipeline, tank, and vessel maintenance, as well as generation of used filters, used oil from engines, and general trash. We actively work to identify more sustainable waste management solutions to divert waste from landfills.

Electronic Waste

Electronic waste (e-waste) has become an important issue due to increased laptop and smart device usage. Plastics used to build computers and monitors can contain hazardous flame-retardants, flat-panel liquid-crystal displays can potentially contain mercury, and circuit boards of many electronic devices, monitors, and batteries may contain hazardous materials. When electronic equipment has reached the end of its useful life cycle, we aim to recycle it, or donate the equipment to local organizations in

our communities to extend its useful life and facilitate landfill avoidance. When electronic equipment is recycled, it is sent to a designated location where it is broken down, and the parts are separated for repurposing.

Electronic waste recycled or donated in 2022 includes:

Servers – 83	Monitors – 125
Desktops – 53	Network Equipment – 25
Laptops – 233	

Office Waste Management

At our corporate offices, we are focused on energy efficient office design and practices. We utilize recyclable plates, bowls, and coffee stirrers in all break rooms and have replaced all styrofoam cups with paper cups. We also are committed to reducing and recycling paper, plastic, and cardboard items. In our Houston corporate office, Targa recycled an estimated 33,840 pounds of paper in 2022, which translates into the following avoided impacts:

Totals from Targa Houston Office Paper Recycling Efforts*	
Gallons of Oil Saved	6,430
Kilowatts of Energy Saved	67,680
Cubic Yards of Landfill Space Saved	51
Gallons of Water Saved	118,440
Trees Saved	289

*As reported by Targa Corporate office paper shredding/recycling vendor for annual Environmental Impact Summary for 2022



Energy for Our Future

Shoreline Cleanup at Galena Park

As part of a re-piping project at our Galena Park marine terminal, Targa conducted a cleanup effort along the dock's surrounding shoreline. Approximately 50 feet of shoreline was cleared of debris, including wood, plastic, tires (which were recycled), styrofoam, and other accumulated waste originating from Hunting Bayou and the Houston Ship Channel waterways. The collected debris was placed in a 40-yard roll-off box and transported off-site for proper disposal.

In 2022, we took a significant step toward improved waste management at our largest operating facility, the Mont Belvieu Complex located in Texas, by implementing an office recycling program. This comprehensive program extended beyond traditional paper and plastic recycling; it also included the environmentally responsible disposal of often overlooked items such as batteries and ink cartridges. This initiative not only reduces the quantity of waste going to landfills but also helps to conserve valuable resources by promoting their reuse.

Contents

Foreword +

Environmental 16

2022 Performance Highlights 17

Environmental Management 18

Greenhouse Gas Emissions 20

GHG Emissions Performance 21

Avoided Emissions from Electric Compression 22

Methane Management Plan 23

Methane Emissions Performance 24

Air Quality 27

Focus on Flaring 28

Water Management 32

Waste Management 33

Biodiversity and Land Stewardship 34

Spill Prevention and Response 37

Safety +

Social +

Governance +

Data & Disclosures +

Forward-looking Statements

Biodiversity and Land Stewardship



In our effort to be good stewards of the environment, we work to protect biodiversity and the land that we use. We are committed to limiting our footprint and causing as little impact as possible. To achieve that, we seek to implement industry best practices throughout the life cycle of our operations, including conducting environmental site assessments prior to construction activities and spill prevention measures during active operations. We use an avoid, minimize, and mitigate hierarchical approach to limit our impact on biodiversity and land.

During construction activities, we take measures to limit impacts to water bodies and other sensitive environments, including horizontal directional drilling, pipeline rerouting around bodies of water or other sensitive environments, and management best practices related to sediment and erosion controls to minimize runoff into bodies of water.

Management and Oversight

Targa's biodiversity and land stewardship practices are governed by regulatory and company-driven policies. Our Biodiversity Policy guides our approach and outlines our commitments and goals regarding biodiversity protection and responsible land use and restoration. As stated in our policy, we identify biodiversity priority areas, including areas of protected conservation status or endangered species habitat, and ensure plans are made for each area to limit or avoid impacts. We are committed to implementing our biodiversity management plans in priority areas.

Our biodiversity practices adhere to applicable laws and regulations from key federal agencies, such as the United States Army Corps of Engineers, Bureau of Land Management, Bureau of Indian Affairs, United States Fish and Wildlife Service (USFW),



National Marine Fisheries Service, the EPA, and other applicable state and local agencies.

We foster cooperative relationships with landowners and other stakeholders to successfully manage and alleviate construction and/or operational impacts to their property. We incorporate biodiversity and land stewardship into the planning process of all proposed projects. This includes extensive research to identify sensitive habitats as part of our biological and species assessments within a proposed project footprint.

Targa's Biodiversity Policy is available on our website ▶

Contents

Foreword +

Environmental 16

2022 Performance Highlights 17

Environmental Management 18

Greenhouse Gas Emissions 20

GHG Emissions Performance 21

Avoided Emissions from Electric Compression 22

Methane Management Plan 23

Methane Emissions Performance 24

Air Quality 27

Focus on Flaring 28

Water Management 32

Waste Management 33

Biodiversity and Land Stewardship 34

Spill Prevention and Response 37

Safety +

Social +

Governance +

Data & Disclosures +

Forward-looking Statements

Biodiversity and Land Stewardship

Biodiversity and Habitat Conservation

To further our goal of limiting impacts on ecosystems and their biodiversity within and around our projects, our planning efforts follow the best practice mitigation hierarchy approach set forth below, based on the nature of the project and project area:



Environmental Desktop Review

Identify, assess, and evaluate any environmental ecosystem and biodiversity topics (such as threatened and endangered species habitats, wetlands, etc.). Identify any coordinating agencies (federal, state, and local) for all projects.

Minimize

In areas where impacts are identified, determine potential alternative scenarios and outcomes related to proposed projects to ascertain any avoidance or mitigation measures to minimize impacts to protected species and ecosystems.

Collaborate

Strive to foster cooperative relationships with landowners and stakeholders, including federal, state, and local agencies, to successfully manage and mitigate construction and/or operational impacts to property.

Remediate

Seek to restore ecosystems and habitat compositions to original or equivalent conditions prior to construction and/or operational impacts.

Mitigate

In areas where impacts cannot be avoided, develop and apply conservation measures to offset essential project impacts.

Contents

Foreword +

Environmental 16

2022 Performance Highlights 17

Environmental Management 18

Greenhouse Gas Emissions 20

GHG Emissions Performance 21

Avoided Emissions from Electric Compression 22

Methane Management Plan 23

Methane Emissions Performance 24

Air Quality 27

Focus on Flaring 28

Water Management 32

Waste Management 33

Biodiversity and Land Stewardship 34

Spill Prevention and Response 37

Safety +

Social +

Governance +

Data & Disclosures +

Forward-looking Statements

Biodiversity and Land Stewardship

Conservation Measures

In 2022, approximately 12% of land owned, leased, and operated by Targa was within or near areas of protected conservation status or endangered species habitat, as determined by the International Union for Conservation of Nature (IUCN).

Red List Species (IUCN)	2022
Number of Red List Species in Targa's areas of operation	70
Critically endangered	11
Endangered	15
Vulnerable	17
Near threatened	9
Least concern	18

We have joined several voluntary USFW conservation programs over the years. For example, we have participated in the Lesser Prairie-Chicken Range-Wide Conservation Plan since 2014, which covers all our assets in New Mexico within the Lesser Prairie-Chicken habitat area. We continue to employ the conservation measures set by the Candidate Conservation Agreement with Assurance, including adjusting timing for non-emergency operations, not starting construction until after 9 a.m., minimizing traffic and speed, and avoiding off-road travels. Participation in this conservation agreement across the industry has contributed to a population increase of Lesser Prairie-Chickens since population surveys began in 2012.



Land Use

We are dedicated to appropriately remediating and restoring land used for our facilities and pipelines. Our land remediation and restoration efforts are guided by our Biodiversity Policy and our land lease contracts. Following construction, we work to restore rights-of-way, including, where possible, seeding the property with native grass seed obtained from local suppliers based on specifications agreed upon by Targa and the landowner.

Targa also inspects the rights-of-way, where possible, to promote the effectiveness of the native grass seed growth. Being good stewards of the land requires extra attention to areas impacted by construction, and restoration of rights-of-way will always be a key focus for Targa. Targa's asset retirement obligations function to track and identify potential long-term impacts to the environment and associated costs upon the retirement of an asset.

We endeavor to facilitate the surface land's return to its original state as required by legal, contractual, and other regulatory requirements and as a best practice and part of our commitment to being a good neighbor and steward of the environment. Environmental assessments are conducted as necessary to evaluate subsurface conditions and identify suitable approaches for remediation and restoration of land no longer used in our operations. Where possible, we work with landowners and agencies to re-establish native vegetation, and we strive to meet or exceed regulatory standards in our remediation and restoration practices.



Contents

Foreword	+
Environmental	16
2022 Performance Highlights	17
Environmental Management	18
Greenhouse Gas Emissions	20
GHG Emissions Performance	21
Avoided Emissions from Electric Compression	22
Methane Management Plan	23
Methane Emissions Performance	24
Air Quality	27
Focus on Flaring	28
Water Management	32
Waste Management	33
Biodiversity and Land Stewardship	34
Spill Prevention and Response	37

Safety **+**

Social **+**

Governance **+**

Data & Disclosures **+**

Forward-looking Statements

Spill Prevention and Response



We have partnered with SMARTPLAN™ to help us maintain more than 295 spill prevention, control, and countermeasure (SPCC) plans and three facility response plans.

We continuously work to implement preventive measures that seek to reduce the risk of spills that could impact the environment. We focus on secondary containment construction design and material, routine inspections, annual training, and response drills. If a spill does occur, we utilize a cross-functional team that is trained to focus on safety and environmental protection.

Several years ago, Targa implemented a third-party platform called SMARTPLAN™ to help in maintaining more than 295 spill prevention, control, and countermeasure (SPCC) plans and three facility response plans. These plans describe oil handling operations,

spill prevention practices, control measures (such as secondary containment), and the personnel, equipment, and resources used to help prevent oil spills and contain, cleanup, and mitigate the effects of any spills that may occur. If a release occurs, Targa's standard procedures entail stopping the release at the source; recovering all free-standing liquids using vacuum, skimming, and absorbent equipment; remediation of impacted soil; and restoration of the land.

We use a computer-based training system to conduct annual spill prevention and response training for all our facility personnel.

The training reinforces the importance of prevention by conducting routine inspections and equipment maintenance. Each plan must be kept up to date and reviewed regularly. In 2022, we reviewed, updated, or created over 65 SPCC plans, including plans developed for recently acquired assets in South Texas and New Mexico.

More information about Targa's overall emergency response efforts, including drills and incident command training, can be found in the Safety section of this Report.



Contents

Foreword +

Environmental +

Safety 38

2022 Performance Highlights 39

Our Safety Journey 40

Safety Management and Oversight 41

Workforce Safety 42

Vehicle Safety 45

Safety Training 46

Contractor Safety 47

Facility Maintenance and Safety 48

Process and Pipeline
Safety Management 49

Asset Integrity 51

Public Safety and Awareness 52

Emergency Preparedness and Response 53

Looking Ahead 56

Social +

Governance +

Data & Disclosures +

Forward-looking Statements

Safety

Safety is a core value at Targa. We know that our success as a company hinges on our ability to protect our workforce and the public and to maintain the integrity of our assets. We promote a safety-first culture and operate our assets in a way that continuously exceeds industry standards. Our goal is for everyone to return home safely at the end of every day.



Contents

Foreword +

Environmental +

Safety 38

2022 Performance Highlights 39

Our Safety Journey 40

Safety Management and Oversight 41

Workforce Safety 42

Vehicle Safety 45

Safety Training 46

Contractor Safety 47

Facility Maintenance and Safety 48

Process and Pipeline
Safety Management 49

Asset Integrity 51

Public Safety and Awareness 52

Emergency Preparedness and Response 53

Looking Ahead 56

Social +

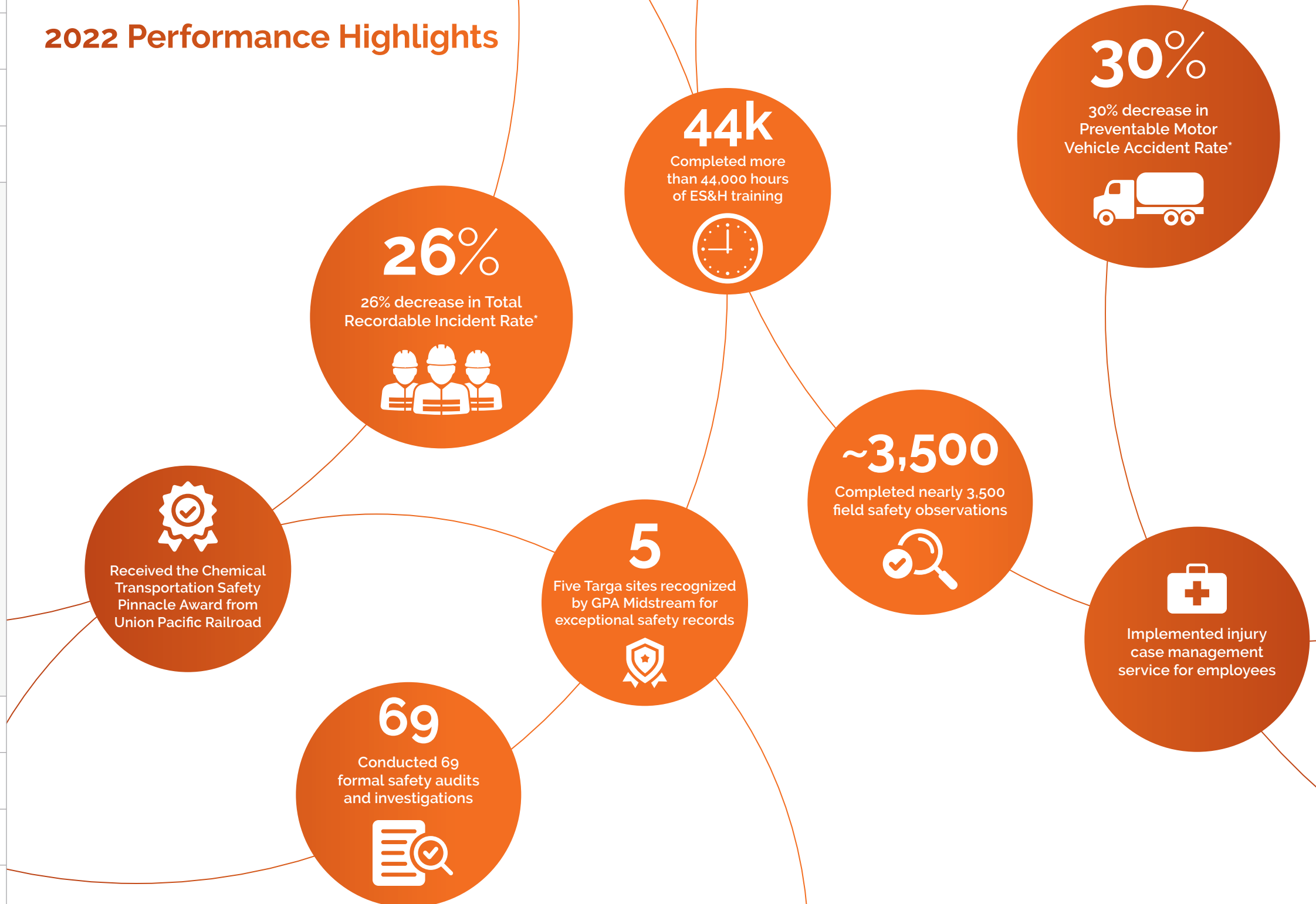
Governance +

Data & Disclosures +

Forward-looking Statements

Safety

2022 Performance Highlights



*Highlights represent 2022 performance over base year of 2021

Contents

Foreword +

Environmental +

Safety 38

2022 Performance Highlights 39

Our Safety Journey 40

Safety Management and Oversight 41

Workforce Safety 42

Vehicle Safety 45

Safety Training 46

Contractor Safety 47

Facility Maintenance and Safety 48

Process and Pipeline Safety Management 49

Asset Integrity 51

Public Safety and Awareness 52

Emergency Preparedness and Response 53

Looking Ahead 56

Social +

Governance +

Data & Disclosures +

Forward-looking Statements

Safety

Our Safety Journey

Over the years, Targa has undergone substantial growth as an organization. Despite this expansion, our steadfast dedication to ensuring the safety of our workforce, communities, and assets has never wavered. However, our safety journey has adapted and transformed in response to our changing needs. This transformation has encompassed fine-tuning our efforts to purposefully and clearly concentrate on safety initiatives and processes that can easily be replicated across our organization. This strategic approach has been instrumental in achieving commendable safety results while maintaining our growth trajectory.

In 2022, we significantly reduced our recordable incident rate by 26% compared to 2021, despite the acquisition of two new sets of assets.

As a company, we take our commitment to safety seriously and we actively assess and measure our safety culture. We continue to make improvements in our safety programs and management systems, implementing new ideas and technologies to help us meet our goals. We believe that identifying strategic safety goals each year reinforces our commitment to the well-being of our workforce, improves our safety culture, and helps us work toward our vision of zero accidents.



Contents

Foreword +

Environmental +

Safety 38

2022 Performance Highlights 39

Our Safety Journey 40

Safety Management and Oversight 41

Workforce Safety 42

Vehicle Safety 45

Safety Training 46

Contractor Safety 47

Facility Maintenance and Safety 48

Process and Pipeline Safety Management 49

Asset Integrity 51

Public Safety and Awareness 52

Emergency Preparedness and Response 53

Looking Ahead 56

Social +

Governance +

Data & Disclosures +

Forward-looking Statements

Safety

Safety Management and Oversight

We prioritize safety everywhere in our organization. Investing in safety programs that protect our employees and communities strengthens our company and is aligned with our core values. We believe that **“Zero is Achievable,”** and our goal is to operate and deliver our products without any injuries.

Senior leadership and members of the Executive team report quarterly to our Board of Directors on our safety performance. Additionally, key safety performance indicators are reviewed regularly by our operational leaders and monthly by members of our senior leadership and Executive team.

Our ES&H Policy provides a framework for integrating safety performance into our core business activities. Our Integrated Management System (IMS) is how we put our ES&H Policy into action. The IMS provides us with a companywide platform to manage and reduce risks in our operations, including safety risks. It is designed to facilitate achieving regulatory compliance and a positive safety culture that focuses on information sharing and personal accountability.

Our safety policies and standards are developed by our corporate subject-matter experts with oversight and governance by our legal team and certain Executive team members. They are implemented in the field by our safety specialists, engineers, and operational leadership team. Each comply with regulatory requirements and seek to integrate industry best practices and learnings from our organization. The policies and standards are reviewed regularly, updated as needed, and are available on our intranet for all employees to access.



Integrated Management System Elements

- ▶ Management Policies, Standards, and Procedures
- ▶ Document Control
- ▶ Records
- ▶ Management Review
- ▶ Corrective and Preventive Action
- ▶ Evaluation of Compliance
- ▶ Roles and Responsibilities
- ▶ Engineering Standards and Operational Controls
- ▶ Measurement and Key Performance Indicators
- ▶ Training and Evaluation

Contents

Foreword +

Environmental +

Safety 38

2022 Performance Highlights 39

Our Safety Journey 40

Safety Management and Oversight 41

Workforce Safety 42

Vehicle Safety 45

Safety Training 46

Contractor Safety 47

Facility Maintenance and Safety 48

Process and Pipeline
Safety Management 49

Asset Integrity 51

Public Safety and Awareness 52

Emergency Preparedness and Response 53

Looking Ahead 56

Social +

Governance +

Data & Disclosures +

Forward-looking Statements

Safety

Workforce Safety

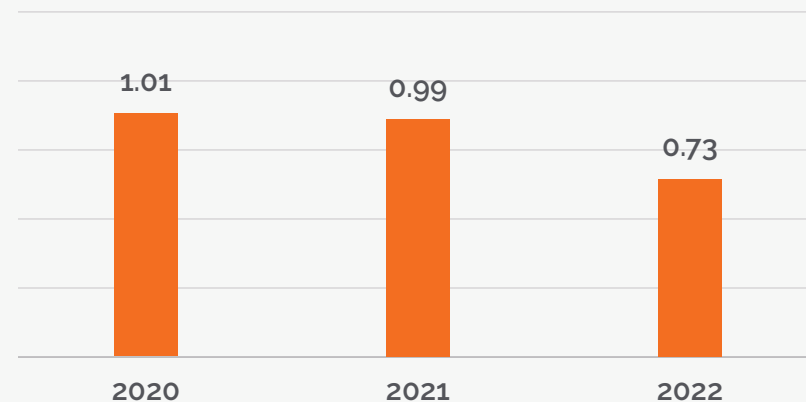
As a company, we take our commitment to safety seriously. We believe that identifying strategic safety goals each year reinforces our commitment to the well-being of our workforce, improves our safety culture, and helps us work toward our vision of zero accidents.

We do not publish specific incident rate targets or tie incentives to meeting a specific incident rate because we believe that can lead to a culture of underreporting incidents and hazards.

We compare our relative safety performance to that of our peers using the information reported by our industry association, GPA Midstream. In 2022, the GPA Midstream Total Recordable Incident Rate (TRIR) among reporting companies with operations in the United States that have more than 1 million operator work hours was 0.67. While Targa is not yet outperforming the GPA incident rate, we remain committed to continuously improving our safety performance and are dedicated to achieving our goal of zero injuries.

In 2022, we significantly improved our safety performance. Our 2022 TRIR was 0.73, representing a 26% decrease compared to 2021.

Targa Employee Total Recordable Incident Rate (TRIR)*



* Total United States Department of Labor Occupational Safety and Health Administration (OSHA) – recordable injuries and illnesses multiplied by 200,000 and divided by total employee work hours



Energy for Our Future

2022 Safety Awards

Five Targa sites were recognized by GPA Midstream for their exceptional safety records in 2022.

- 1. Mont Belvieu Complex**
500,000 employee work hours without an injury
- 2. Louisiana Area and Coastal Assets**
1 million employee work hours without an injury
- 3. Coalgate Gas Plant**
10 consecutive years without an injury
- 4. Venice Complex**
5 consecutive years without an injury
- 5. Greenville Terminal**
5 consecutive years without an injury



In 2022, Targa also received the Chemical Transportation Safety Pinnacle Award from Union Pacific Railroad. This prestigious award recognizes companies that had zero Non-Accident Releases (NARs) for shipments of regulated hazardous material moving in tank cars, used safety best practices, and moved at least 100 rail cars during the year.

Contents

Foreword +

Environmental +

Safety 38

2022 Performance Highlights 39

Our Safety Journey 40

Safety Management and Oversight 41

Workforce Safety 42

Vehicle Safety 45

Safety Training 46

Contractor Safety 47

Facility Maintenance and Safety 48

Process and Pipeline Safety Management 49

Asset Integrity 51

Public Safety and Awareness 52

Emergency Preparedness and Response 53

Looking Ahead 56

Social +

Governance +

Data & Disclosures +

Forward-looking Statements

Safety Programs



Our safety performance in 2022 can be attributed to the diligent implementation of targeted programs and initiatives that we have consistently pursued over the past few years:

- ▶ Safe Work Permit System
- ▶ Critical Risks
- ▶ Targa Take 10
- ▶ Monthly Safety Focus
- ▶ Job Safety Analysis
- ▶ New Hire Safety
- ▶ Safety Training
- ▶ Safety Communications
- ▶ Field Safety Reports
- ▶ Supervisor Observations
- ▶ Injury Investigation

Donesafe® Platform

One of the tools our employees use is the Donesafe platform, which is accessible to all Targa employees via desktop or a phone app and captures hazards, near misses, and safety suggestions.



Accessible to all employees via desktop or a phone app



Captures hazards, near misses, and safety suggestions



Employees submit field safety reports that are reviewed by local leadership who respond to the submissions



To address identified issues and mitigate workplace hazards, actionable measures are generated and diligently tracked through work orders



Donesafe submissions serve as a leading indicator and play a pivotal role in preventing safety incidents



In 2022, nearly 2,400 Donesafe reports were submitted and nearly 3,500 field safety observations were completed, indicating a high level of employee and supervisor engagement

Contents

Foreword +

Environmental +

Safety 38

2022 Performance Highlights 39

Our Safety Journey 40

Safety Management and Oversight 41

Workforce Safety 42

Vehicle Safety 45

Safety Training 46

Contractor Safety 47

Facility Maintenance and Safety 48

Process and Pipeline Safety Management 49

Asset Integrity 51

Public Safety and Awareness 52

Emergency Preparedness and Response 53

Looking Ahead 56

Social +

Governance +

Data & Disclosures +

Forward-looking Statements

Safety

Safety Programs

Empowering Employees

We equip our employees with tools and methods to help mitigate all known hazards to the greatest extent feasible.

STOP WORK AUTHORITY



Every Targa site employee, regardless of employer, has the responsibility and authority to immediately STOP WORK, without fear of reprisal, when the employee believes conditions exist that pose a

danger to personnel, the environment, or equipment. Our training includes encouraging that positive feedback is provided to affected personnel to encourage and support their efforts to stop work whenever they identify a perceived unsafe condition.

“Today we went to fill the acid tote via forklift on the west side of Cooling Tower 9. However, as I was moving into the area with the forklift and tote, the forklift began to sink due to the rain we had over the weekend. I used Stop Work authority and I immediately backed out to avoid getting stuck and called TMS to come with their extended boom to assist. While the job took longer than planned, we ensured there was no potential for a spill.”


– Mont Belvieu Employee, Tech II Lab

Hazard Identification and TAKE 10

Our employees are trained to comprehend and identify hazards and they are educated on the concept of Take 10, which encourages them to spend 10 moments evaluating the hazards and risks associated with their upcoming tasks.

“As I approached the area and began to start setting up my stand next to a meter, I was approached by a contractor fire watch. They proceeded to ask questions about what it was I was getting set up to do. Though at first glance the situation/conversation appeared to be simple curiosity, it turned out to be a great example of our “Take 10” policy. We stopped to discuss what type of work was being done near each other and identified any possible hazard.”

– Mont Belvieu Employee, Chemicals Proving Area



Energy for Our Future

Prioritizing Injury Case Management

In 2022, we partnered with a third-party injury case-management company to supplement our current internal processes. The company provides 24/7 case management injury care to our employees. Their services include direct access to skilled physicians and nurses for consultations and the development of personalized plans, including recommendations for additional treatment and comprehensive return-to-work guidelines.

Contents

Foreword +

Environmental +

Safety 38

2022 Performance Highlights 39

Our Safety Journey 40

Safety Management and Oversight 41

Workforce Safety 42

Vehicle Safety 45

Safety Training 46

Contractor Safety 47

Facility Maintenance and Safety 48

Process and Pipeline
Safety Management 49

Asset Integrity 51

Public Safety and Awareness 52

Emergency Preparedness and Response 53

Looking Ahead 56

Social +

Governance +

Data & Disclosures +

Forward-looking Statements

Vehicle Safety



Tracking vehicle safety performance is one of the ways we manage risk and help employees stay safe on the road.

As of the end of 2022, in-vehicle-monitoring (IVM) is required for all Targa owned/leased vehicles.

IVM is a device that collects vehicle information and transmits it back to a database where the information is tracked and used to produce a Driver Risk Score

that considers seatbelt use, speeding, harsh braking, and acceleration. Through IVM, Targa can identify braking improvement opportunities in driving habits that can be shared with individual drivers through coaching and real-time feedback.

As a result of Targa's focus on driver safety, our companywide 2022 preventable motor vehicle accident rate decreased by 30% compared to 2021.

Preventable Motor Vehicle Rate decreased by 30%, from 0.97 in 2021 to 0.68 in 2022.

Additionally, our Targa Transports team, which delivers propane and other NGLs across the United States, continues to maintain a strong safety performance record. In 2022, they outperformed the national standards, reporting an Out of Service (OOS) vehicle rate of 6.5% in comparison to the national average of 21.9%, and a driver OOS rate of 2.1%, significantly below the national average of 6.5%. These impressive OOS percentage rates were achieved with an increase of over 600,000 miles traveled in 2022 compared to 2021, for a total of more than 7 million miles. Moreover, the team recorded zero preventable motor vehicle accidents where any damage exceeded \$1,500. While not a nationally measured metric, it is a noteworthy accomplishment within our organization.

Contents

Foreword +

Environmental +

Safety 38

2022 Performance Highlights 39

Our Safety Journey 40

Safety Management and Oversight 41

Workforce Safety 42

Vehicle Safety 45

Safety Training 46

Contractor Safety 47

Facility Maintenance and Safety 48

Process and Pipeline Safety Management 49

Asset Integrity 51

Public Safety and Awareness 52

Emergency Preparedness and Response 53

Looking Ahead 56

Social +

Governance +

Data & Disclosures +

Forward-looking Statements

Safety Training



Our safety training program is designed to actively engage employees and contractors in all aspects of safety, and to provide the knowledge and skills needed to operate safely and responsibly. It includes a dynamic combination of online and instructor-led training and is conducted at least annually for field employees.

2022 Safety Training Achievements



Delivered 21,951 computer-based and special, instructor-led environmental and safety-related training sessions



Targa employees completed more than 44,000 total safety and environmental training hours



Held 255 new hire orientation sessions, which included in-depth corporate safety education and personnel training



Require all contractors who perform work for Targa to complete the necessary training and orientation before starting work, including a site-specific safety orientation



Energy for Our Future

The Safety Training Team

Targa's internal safety training team plays a pivotal role in reinforcing our safety-first culture. This team is composed of five dedicated professionals with over 150 years of combined expertise who design and deliver comprehensive, hands-on training classes such as new hire orientation and annual block training. They also create materials for Targa's monthly safety focus meetings and deliver targeted, specialized training on topics like Work Permits and First Aid/CPR. In addition, the training team provides subject-matter expertise to our operational and safety personnel, fostering professional development across all our teams.

Contents

Foreword +

Environmental +

Safety 38

2022 Performance Highlights 39

Our Safety Journey 40

Safety Management and Oversight 41

Workforce Safety 42

Vehicle Safety 45

Safety Training 46

Contractor Safety 47

Facility Maintenance and Safety 48

Process and Pipeline Safety Management 49

Asset Integrity 51

Public Safety and Awareness 52

Emergency Preparedness and Response 53

Looking Ahead 56

Social +

Governance +

Data & Disclosures +

Forward-looking Statements

Safety

Contractor Safety

Contractors are essential to our operations, and we actively involve them in all aspects of safety. Our requirements include:

- ✔ Participating in site- and project-specific orientations at the beginning of each project

- ✔ Participating in and completing safety meetings, worksite inspections, and audits

- ✔ Providing contractor safety metrics and adhering to regular performance evaluations

- ✔ Reporting all incidents and sharing insights from incident investigations

- ✔ Fulfilling all contractual obligations

- ✔ Adhering to relevant laws, regulations, and industry standards

- ✔ Acknowledging and remaining fully compliant with Targa's Supplier Code of Conduct

Targa's Supplier Code of Conduct is available on our website ▶

Contractor Prequalification

When choosing to partner with a service provider, we use ISNetworld,[®] a nationally recognized contractor safety management service, to verify if that provider is prequalified to be assigned work. To prequalify and be approved for work, the contractor or service provider must have a "satisfactory" grade or better by Targa within the ISNetworld system. Grading criteria used by Targa includes several evaluations intended to differentiate contractor risk, including but not limited to:

- ▶ Minimum insurance coverage, as specified by Targa's corporate risk requirements
- ▶ Safety performance and risk measurements such as TRIR and DART
- ▶ On-the-job fatalities during the previous three years
- ▶ Environmental releases or spills during the previous three years
- ▶ Regulatory citations received during the previous three years
- ▶ Implementation of a compliant drug & alcohol program, when applicable

When contractors are performing certain pipeline tasks, we review their operator qualification (OQ) records prior to hiring, as required by regulation. For this process, we utilize Veriforce, another nationally recognized contractor safety management



service that is used by pipeline contractors to track United States Pipeline and Hazardous Materials Safety Administration (PHMSA) OQ requirements.

Contractor Audits

We also conduct contractor safety audits utilizing third-party auditors, and we conduct internal evaluations of our contractors to review their compliance with both regulatory and contractual requirements. Targa employees work with contractors daily to promote a safe and environmentally responsible work environment. We also participate in an industry group that conducts audits of a common pool of contractors and shares the results, allowing the industry to conduct more audits and improve overall safety performance. In 2022, the industry group completed 52 contractor audits, of which Targa completed 10. The group meets quarterly to ensure the timely closure of action items by the contractors.

Contents

Foreword +

Environmental +

Safety 38

2022 Performance Highlights 39

Our Safety Journey 40

Safety Management and Oversight 41

Workforce Safety 42

Vehicle Safety 45

Safety Training 46

Contractor Safety 47

Facility Maintenance and Safety 48

Process and Pipeline Safety Management 49

Asset Integrity 51

Public Safety and Awareness 52

Emergency Preparedness and Response 53

Looking Ahead 56

Social +

Governance +

Data & Disclosures +

Forward-looking Statements

Facility Maintenance and Safety

At Targa, we understand the importance of implementing processes that ensure the reliability and integrity of our assets. All our assets and processes are built and operated using recognized engineering practices and standards. Our IMS helps us maintain those standards and guides our process for evaluating changes to our process designs before implementation.

To augment this, our employees and contractors actively participate in reviewing changes to our operations and validating our operational hazard assessments. Additionally, we seek to maintain a qualified workforce trained on operational, maintenance, and emergency and shutdown procedures specific to our operations.

Our efforts are underpinned by our comprehensive maintenance program, encompassing preventative, predictive, and corrective maintenance. This program aims to ensure that our equipment operates safely and efficiently, enabling reliable operations for our valued customers while promoting a culture of safety and environmental responsibility.

Comprehensive Maintenance Program



Preventative Maintenance

We conduct routine maintenance on each major piece of equipment, adhering to or exceeding the recommended maintenance schedules from the manufacturer's Original Equipment Manufacturer (OEM) manuals, leveraging our extensive experience operating midstream assets to maintain operational excellence and reliability.



Predictive Maintenance

Leveraging predictive maintenance and data analytics, we proactively identify potential issues and promptly implement corrective measures to promote optimal performance and reliability.



Corrective Maintenance

During corrective maintenance, our team promptly addresses equipment malfunctions before or after unexpected downtime to promote safety and reliability. We investigate incidents to identify causes and implement actions to prevent future occurrences, including operational changes, enhanced communication with suppliers and pipeline operators, or investment in new projects and technology. When needed, our management team allocates additional resources to resolve challenges.



In 2022, we concentrated on several initiatives and activities aimed at promoting the safe operation of our assets, including:

- ▶ Integrated advanced pipeline risk analysis software to further strengthen our pipeline integrity management programs
- ▶ Broadened our corporate-driven mechanical integrity program, complementing our site-specific integrity initiatives
- ▶ Continued to deploy our Enterprise Asset Management system to facilitate planning, scheduling, execution, and documentation of our operations and maintenance activities across all assets
- ▶ Evaluated pipelines not subject to integrity management regulations to identify potential risks
- ▶ Implemented a new electronic management of change (MOC) program with the goal of ensuring that alterations to assets are assessed, communicated, and, if necessary, trained upon
- ▶ Responsibly abandoned non-strategic assets, mitigating risks to communities and the environment

Contents

Foreword +

Environmental +

Safety 38

2022 Performance Highlights 39

Our Safety Journey 40

Safety Management and Oversight 41

Workforce Safety 42

Vehicle Safety 45

Safety Training 46

Contractor Safety 47

Facility Maintenance and Safety 48

Process and Pipeline Safety Management 49

Asset Integrity 51

Public Safety and Awareness 52

Emergency Preparedness and Response 53

Looking Ahead 56

Social +

Governance +

Data & Disclosures +

Forward-looking Statements

Safety

Process Safety Management

Our process safety management program is designed to prevent operational incidents through a comprehensive set of management practices, such as hazard identification, risk assessments, operating procedures, training, and incident investigation. These comprehensive practices help us maintain process safety across all our assets, including pipelines and storage facilities.

At Targa, we have process safety management committees, which ultimately report to our Vice Presidents of Operations, responsible for overseeing the implementation of process safety across our assets. These cross-functional committees convene regularly to discuss process safety activities, monitor progress, and further our safety initiatives. The teams are responsible for overseeing the implementation of OSHA's Process Safety Management 14 elements.

14 Elements of Process Safety Management

1 Process Safety Information

2 Process Hazard Analysis

3 Operating Procedure

4 Employee Participation

5 Process Safety Management Training

6 Contractor Training

7 Pre-Startup Safety Review

8 Mechanical Integrity

9 Hot Work Permits

10 Management of Change Process

11 Incident Investigation/Accident Investigation

12 Emergency Planning and Emergency Response

13 Safety Compliance Audits

14 Trade Secret Protection



Energy for Our Future

Process Safety Management Committees

In 2022, the process safety management committees introduced a standardized process safety audit checklist for use across all our assets. The checklist is designed to enhance consistency and effectiveness in evaluating our adherence to process safety principles. Using this checklist, Targa completed 10 audits in 2022, which enabled us to identify areas for improvement and implement targeted actions to continuously enhance our process safety performance.

Contents

Foreword +

Environmental +

Safety 38

2022 Performance Highlights 39

Our Safety Journey 40

Safety Management and Oversight 41

Workforce Safety 42

Vehicle Safety 45

Safety Training 46

Contractor Safety 47

Facility Maintenance and Safety 48

Process and Pipeline Safety Management 49

Asset Integrity 51

Public Safety and Awareness 52

Emergency Preparedness and Response 53

Looking Ahead 56

Social +

Governance +

Data & Disclosures +

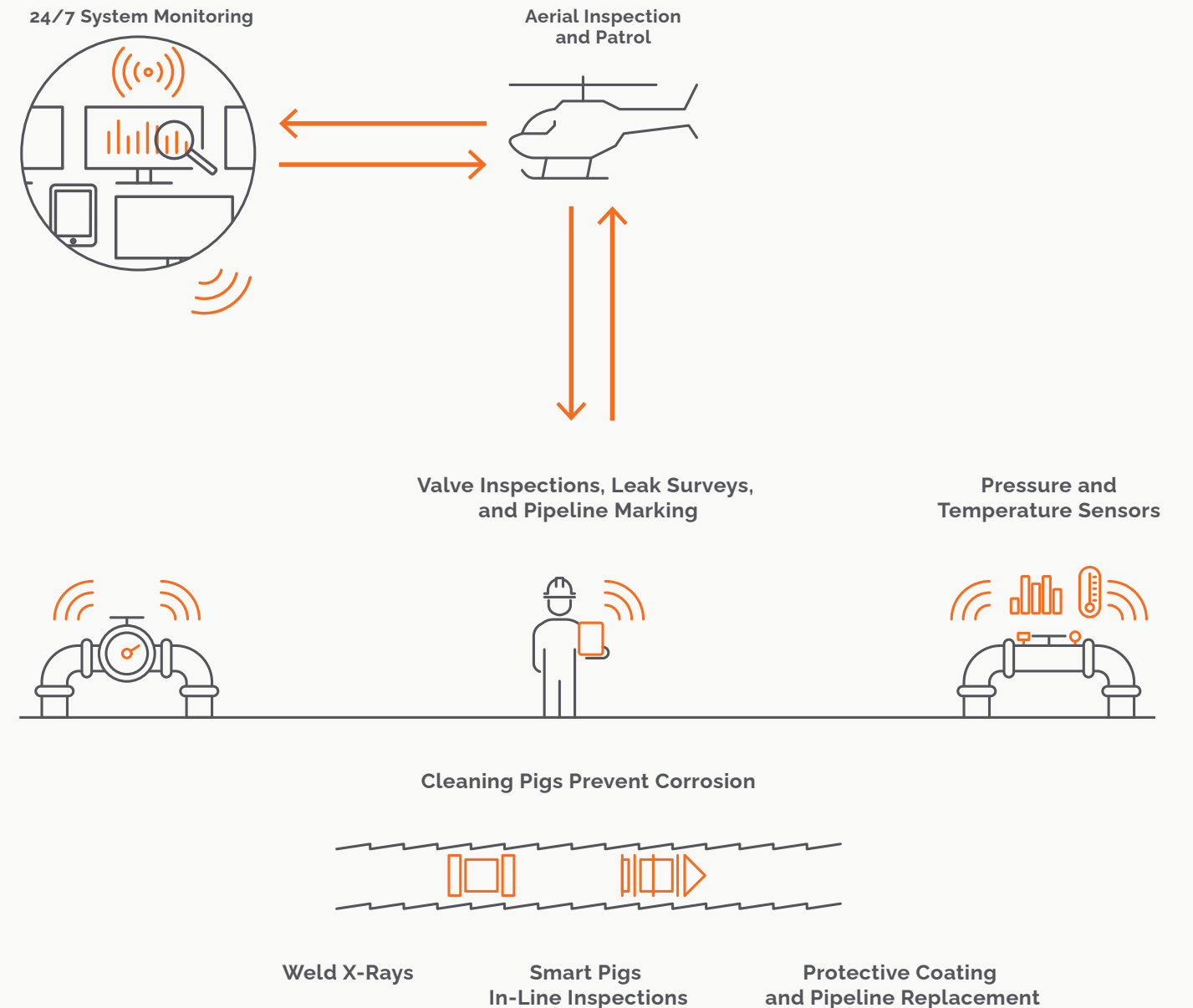
Forward-looking Statements

Pipeline Safety Management

Our natural gas and liquid pipelines traverse a wide variety of terrain, communities, and environments. Our pipeline safety management protocols include employee training, visually inspecting pipeline rights-of-way by air and ground regularly, maintaining cathodic protection systems to protect our steel pipelines from external corrosion, and maintaining pipeline public awareness and education programs to communicate with stakeholders and prevent third-party damage to our pipelines.

We routinely update our protocols in response to changes in the regulation, internal analysis, and industry best practices. We utilize an asset database and satellite imagery to help verify stakeholder proximity to and urban development near our pipelines and other assets. Targa uses the information gathered to inform our community safety and communications protocols when activity such as new construction is occurring nearby.

Pipeline Safety Management



Contents

Foreword +

Environmental +

Safety 38

2022 Performance Highlights 39

Our Safety Journey 40

Safety Management and Oversight 41

Workforce Safety 42

Vehicle Safety 45

Safety Training 46

Contractor Safety 47

Facility Maintenance and Safety 48

Process and Pipeline Safety Management 49

Asset Integrity 51

Public Safety and Awareness 52

Emergency Preparedness and Response 53

Looking Ahead 56

Social +

Governance +

Data & Disclosures +

Forward-looking Statements

Safety

Asset Integrity

Targa operates a multitude of gas processing facilities and an extensive network of natural gas and NGL pipelines. Asset Integrity refers to the proper design, maintenance, and management of physical assets, such as equipment, structures, and facilities, to ensure their reliability, availability, and safe operation throughout their life cycle. This includes regular inspections, maintenance, and repairs to prevent equipment failures, corrosion, and other forms of degradation. Our Asset Integrity Management program offers multiple layers of protection for each type of asset.

Asset Integrity Management Program

- ▶ Line Patrolling
- ▶ Overpressure Protection and Relief Systems
- ▶ Corrosion Protection
- ▶ Valve Inspections
- ▶ Rotating Equipment Maintenance
- ▶ Pipe Inspections
- ▶ Tank and Vessel Inspections
- ▶ Leak Detection
- ▶ Emergency Shutdown Systems
- ▶ Control Systems
- ▶ Boilers and Direct-fired Heaters

This comprehensive program focuses on preserving the integrity of individual assets, reducing the likelihood of unexpected failures, and minimizing the consequences of such failures on operations and safety. It aligns with state and federal regulations and helps us to maintain our vessels, caverns, pipes, and other process equipment and controls within their safety specifications.

As part of our Asset Integrity Management program, our operating assets, both facilities and pipelines, go through regular internal and external audits. The results of these audits allow us to strive for continuous improvement by identifying gaps, creating action items, and closing out those items in a timely manner.

As part of our underground storage management protocols, we utilize instrument systems that monitor operating pressures within the caverns and shut down operation of individual caverns if pressure or pressure changes exceed predefined limits. We also conduct periodic inspections and testing of the caverns to assure mechanical integrity, including sonar surveys of individual caverns to determine their size, shape, and any abnormal changes, and casing logs to monitor corrosion or mechanical issues with well tubulars.



Energy for Our Future

Project Anywhere Enterprise Asset Management (EAM)

Launched in 2021, Project Anywhere is a digital transformation project aimed at utilizing technology to standardize and streamline our processes and maintenance activities to improve our overall efficiency and effectiveness. This new EAM system is an important tool to enhance innovation, automation, and technology adoption to help create more agile and sustainable operations. The system also tracks important asset information that is used to help us monitor and improve our safety and environmental performance.

Contents

Foreword +

Environmental +

Safety 38

2022 Performance Highlights 39

Our Safety Journey 40

Safety Management and Oversight 41

Workforce Safety 42

Vehicle Safety 45

Safety Training 46

Contractor Safety 47

Facility Maintenance and Safety 48

Process and Pipeline Safety Management 49

Asset Integrity 51

Public Safety and Awareness 52

Emergency Preparedness and Response 53

Looking Ahead 56

Social +

Governance +

Data & Disclosures +


Forward-looking Statements

Public Safety and Awareness

Targa is dedicated to keeping the public informed about our operations, with the aim of maintaining safe operations and protecting people and our assets. One key challenge is preventing accidental damage caused by third-party activities, such as excavation, construction, farming, and homeowner maintenance.

To address this issue, we have developed a comprehensive Public Awareness Program that covers all Targa pipelines and focuses on actively engaging stakeholders to increase awareness and prevent potential safety incidents.

Through the program, we utilize third-party resources to identify and communicate, via mailed pipeline safety materials, with local stakeholders and communities located along our pipeline easements and near our other operational assets. The materials provide information about pipeline reliability, damage prevention and locating, recognizing a leak, and reporting emergencies.

 In addition, we seek opportunities to educate the public on pipeline safety through community events, such as local county fairs, landowner picnics, and school or organizational activities. Our program includes collaborating with emergency responders to conduct drills. We participate in traditional state-administered One-Call damage prevention programs so that community members can call 811 and have pipelines located and marked before any type of excavation work begins.



We routinely participate in community events, such as the 811 Day. 811 Day is an annual initiative led by PHMSA to ensure the public knows about the practice of safe digging.

We conduct routine evaluations of our Public Awareness Program to gauge its efficacy and identify opportunities for improvement. Our methodology involves surveying a random subset of all pipeline stakeholders, including those residing and working near our liquid transmission, gas transmission, and gas gathering pipelines.

The findings of our 2022 effectiveness report are encouraging, with 75% of respondents comprehending the risks associated with an unintended pipeline release, 85% being familiar with the need to request a utility locate before digging, and 87% expressing confidence in the safety of pipelines. For more information on our community outreach initiatives, refer to [pages 69–71](#).

Contents

Foreword +

Environmental +

Safety 38

2022 Performance Highlights 39

Our Safety Journey 40

Safety Management and Oversight 41

Workforce Safety 42

Vehicle Safety 45

Safety Training 46

Contractor Safety 47

Facility Maintenance and Safety 48

Process and Pipeline Safety Management 49

Asset Integrity 51

Public Safety and Awareness 52

Emergency Preparedness and Response 53

Looking Ahead 56

Social +

Governance +

Data & Disclosures +

Forward-looking Statements

Emergency Preparedness and Response



As a responsible member of the communities where we operate, we have robust processes in place to prepare for and appropriately respond to a wide range of emergencies. As we work to protect the environment, our workforce, and our communities, it is critical that we prepare for events that have the potential to negatively impact our employees and contractors, facilities, operations, the environment, or the communities surrounding our operations.

Emergency Response Program

Our Corporate Crisis Management Plan is designed to cover any emergency event that may occur. It adheres to the guidelines stipulated in our ES&H Policy, and the Executive team oversees its implementation. The primary objective of this plan is to ensure that Targa has access to all necessary resources required to effectively prepare for and respond to emergency situations. All incidents are thoroughly investigated and reviewed in monthly meetings that include members of the Executive team.

Through our annual emergency response drill planning, we identify potential risks that might require emergency response for both our pipelines and our facilities. We have regional, site-level, and unit-level emergency response teams in place to respond when needed, and site-specific emergency response plans are written and implemented at each facility and updated regularly to reflect best practices.

Our gas processing plants and fractionators have full-time control rooms staffed by operating personnel who monitor the facilities and the associated gathering systems. Pipeline markers and facility signage provide phone numbers to a local control room for the public to call in case of an emergency.

In addition, three pipeline control rooms monitor and control our regulated natural gas and liquid pipelines. These control rooms operate under a Control Room Management (CRM) plan and are continuously staffed to monitor and control pipeline operations. Federal and state agencies audit our CRM plan. The pipeline controllers are trained to respond to emergencies, including identification, notification, verification, and implementation of actions to isolate a release. The controllers also are included in pipeline emergency response drills. Our Pipeline Emergency Response Plan is reviewed annually and revised as necessary but updates to the plan can also occur during the year if needed.

Contents

Foreword +

Environmental +

Safety 38

2022 Performance Highlights 39

Our Safety Journey 40

Safety Management and Oversight 41

Workforce Safety 42

Vehicle Safety 45

Safety Training 46

Contractor Safety 47

Facility Maintenance and Safety 48

Process and Pipeline Safety Management 49

Asset Integrity 51

Public Safety and Awareness 52

Emergency Preparedness and Response 53

Looking Ahead 56

Social +

Governance +

Data & Disclosures +

Forward-looking Statements

Emergency Response Drills and Outreach

We recognize that our emergency response plans are most effective when coupled with regular, comprehensive training and drills. That is why we work closely with local emergency responders to conduct drills simulating incidents involving our facilities and pipelines. We train all Targa employees on emergency response plans across our facilities and pipelines. During the drills, we discuss the Incident Command System (ICS), which helps us work seamlessly with first responders to prepare for and implement emergency response plans efficiently and effectively.

In 2022, we conducted 12 pipeline emergency response drills, including five deployment exercises and seven tabletop drills. Approximately 17 different local first responder agencies, eight different local emergency management committees, and numerous state and federal agencies participated in the drills.

We find the lessons learned from our annual emergency response drills to be invaluable, and we share them throughout our organization and with first responders to support our ongoing commitment to continuous improvement.

Our employees routinely attend Local Emergency Planning Committee (LEPC) meetings and liaison meetings with local fire departments to provide information regarding Targa's emergency response plans and procedures. These efforts enable local first responders to prepare for potential incidents and accidents in the areas where we operate, with a focus on protecting the public and property. Furthermore, we participate in industry-organized pipeline safety meetings for excavation contractors and first responders, which aim to share information about potential hazards associated with pipeline operations.



Contents

Foreword +

Environmental +

Safety 38

2022 Performance Highlights 39

Our Safety Journey 40

Safety Management and Oversight 41

Workforce Safety 42

Vehicle Safety 45

Safety Training 46

Contractor Safety 47

Facility Maintenance and Safety 48

Process and Pipeline Safety Management 49

Asset Integrity 51

Public Safety and Awareness 52

Emergency Preparedness and Response 53

Looking Ahead 56

Social +

Governance +

Data & Disclosures +

Forward-looking Statements

Weatherization



Energy for Our Future

Targa has approximately 215 facilities and 14,900 miles of pipeline in the Permian Basin and is one of the largest midstream providers in the region, reliably providing natural gas, natural gas liquids, and fuels that supply hospitals, homes, and businesses in Texas and beyond. Because we invest in new technologies, weatherization, and operational best practices, we were able to safely and consistently deliver natural gas and natural gas liquids to the market during the winter and summer months of 2022.

Targa’s assets play a pivotal role in facilitating the supply of natural gas for electricity generation. Due to our planning and readiness protocols, our network of gathering, processing, and transportation assets has proven to be highly dependable during past extreme weather events. Our operations plans are crafted and continually updated to ensure that our operations remain fully equipped to respond appropriately to severe weather conditions.

We also closely monitor our operations, keeping additional equipment and personnel on standby to handle any potential emergency situations resulting from extreme weather. At Targa, we are committed to working in partnership with industry stakeholders and regulators to continually enhance our weather preparedness efforts, thereby promoting the safe and reliable supply of energy.

Contents

Foreword +

Environmental +

Safety 38

2022 Performance Highlights 39

Our Safety Journey 40

Safety Management and Oversight 41

Workforce Safety 42

Vehicle Safety 45

Safety Training 46

Contractor Safety 47

Facility Maintenance and Safety 48

Process and Pipeline Safety Management 49

Asset Integrity 51

Public Safety and Awareness 52

Emergency Preparedness and Response 53

Looking Ahead 56

Social +

Governance +

Data & Disclosures +

Forward-looking Statements

Looking Ahead



As we look ahead, safety remains a top priority at Targa. We are committed to fostering a culture of safety across our operations and enhancing our safety programs and initiatives. Our safety goals for 2023 include:

- ▶ Implementing additional safety measures that leverage advanced technologies and tools to optimize our ES&H work processes

- ▶ Continuing to prioritize employee training and education, with a particular focus on identifying and mitigating potential risks

- ▶ Reinforcing our commitment to regular safety inspections and audits of our facilities and pipelines to enable them to meet or exceed industry safety standards

- ▶ Continuing to work closely with regulatory agencies and industry partners to identify emerging safety trends and share best practices

- ▶ Providing more opportunities to continuously develop our ES&H team through an ES&H career ladder that includes job descriptions, role-based training, and career development plans for management and individual contributors

- ▶ Further developing and communicating ES&H work processes and standards to help ensure they are clearly defined and effectively implemented

- ▶ Conducting more efficient and timely engagement with internal stakeholders regarding the identification and management of emerging ES&H issues



Contents

Foreword +

Environmental +

Safety +

Social 57

2022 Performance Highlights 58

Continuous Learning and Development 59

Recruitment and Retention 61

Diversity, Equity, and Inclusion 62

Employee Benefits 63

Supply Chain Management 65

Community and Landowner Engagement 67

Indigenous Peoples 68

Partners in the Community 69

Governance +

Data & Disclosures +

Forward-looking Statements

Social

We recognize the vital role that our people and culture play in our success. With approximately 2,850 employees at the end of 2022, we are an equal opportunity employer with a culture that strives to foster innovation and collaboration, empower our team members, and prioritize trust, respect, integrity, and accountability in all our actions. We focus on attracting the most qualified talent and are dedicated to achieving an industry-leading position as a company that values and invests in our people.

In addition to prioritizing trust and respect within our team, we demonstrate these principles toward the communities we serve. We value our neighbors and actively seek to connect and support them in meaningful ways that create lasting impact.



Contents

Foreword +

Environmental +

Safety +

Social 57

2022 Performance Highlights 58

Continuous Learning and Development 59

Recruitment and Retention 61

Diversity, Equity, and Inclusion 62

Employee Benefits 63

Supply Chain Management 65

Community and Landowner Engagement 67

Indigenous Peoples 68

Partners in the Community 69

Governance +

Data & Disclosures +

Forward-looking Statements

2022 Performance Highlights



Contents

Foreword +

Environmental +

Safety +

Social 57

2022 Performance Highlights 58

Continuous Learning and Development 59

Recruitment and Retention 61

Diversity, Equity, and Inclusion 62

Employee Benefits 63

Supply Chain Management 65

Community and Landowner Engagement 67

Indigenous Peoples 68

Partners in the Community 69

Governance +

Data & Disclosures +

Forward-looking Statements

Continuous Learning and Development



We are committed to employee growth and development, and we believe it is a key factor in our ability to attract and retain top talent. Therefore, we offer comprehensive training and development programs to our employees. We also recognize the importance of enabling our team members to develop their careers within the organization and actively encourage internal job placements and cross-department transfers whenever possible.

In 2022, Targa hired for 594 positions; 15% were filled internally, and it resulted in 503 new employees. Of the leadership positions we hired for in 2022, 28% were filled internally.

We offer our employees supplemental learning and development opportunities through Udemy Business, an online learning platform with more

than 5,500 top-rated, engaging courses. In 2022, 60% of our employees who utilized the learning platform completed more than 4,500 hours of learning.

Learning and Development Programs and Initiatives

- 1 On-the-job training
- 2 Educational reimbursement
- 3 Internal job placement and transfers
- 4 Udemy Business Training Platform
- 5 Analyst Development Program (ADP)
- 6 Development Technicians Program
- 7 Internships
- 8 Leadership training
- 9 Annual performance reviews

Energy for Our Future

Building Successful Teams Through Strong Leadership

Effective leadership is critical to achieving our goals and driving sustainable long-term success for our organization. We recognize the challenges associated with transitioning from a coworker to a supervisor. As a result, we have implemented a leadership transition training program to help new supervisors in our operational locations become effective leaders. Through the training, supervisors learn how to effectively lead a team through communication, delegation, and coaching.

“The leadership transition training program provided me with the necessary tools and knowledge to lead effectively, support my team members, and guide them toward success. By providing resources and support for leaders, Targa fosters a culture of growth and collaboration that benefits everyone.”

– Ted Keller, Targa Area Manager

Contents

Foreword +

Environmental +

Safety +

Social 57

2022 Performance Highlights 58

Continuous Learning and Development 59

Recruitment and Retention 61

Diversity, Equity, and Inclusion 62

Employee Benefits 63

Supply Chain Management 65

Community and Landowner Engagement 67

Indigenous Peoples 68

Partners in the Community 69

Governance +

Data & Disclosures +

Forward-looking Statements

Continuous Learning and Development



Our Analyst Development Program (ADP) provides recent college graduates with an opportunity for skill building and professional growth. Over a three-year period, participants rotate across various positions at Targa, allowing them to broaden their technical competencies and skills. Upon successful completion of the program, participants transition into permanent positions at Targa, contributing their talents and expertise to our organization.

Energy for Our Future

Internship and Development Program Opportunities

When Erik Ramirez started his college journey, he set a goal of becoming the first college graduate in his family. With hard work and dedication, Erik received a bachelor's degree in Accounting from the University of Houston. Through the Accounting Society at his school, he met a current Targa ADP participant who introduced him to Targa and recommended him for an internship. After a successful internship experience, Erik was offered a full-time position in our ADP.



“My internship with Targa's Financial Accounting department was an incredibly fulfilling experience. I worked alongside knowledgeable professionals who treated me like a team member and gave me the opportunity to apply the skills I learned in my accounting courses. I look forward to having a bright and successful career at Targa Resources, and I am so thankful that the organization has given me a chance to show off the skills that I gained during my time in college.”

– Erik Ramirez, Targa ADP Participant

Contents

Foreword +

Environmental +

Safety +

Social 57

2022 Performance Highlights 58

Continuous Learning and Development 59

Recruitment and Retention 61

Diversity, Equity, and Inclusion 62

Employee Benefits 63

Supply Chain Management 65

Community and Landowner Engagement 67

Indigenous Peoples 68

Partners in the Community 69

Governance +

Data & Disclosures +

Forward-looking Statements

Recruitment and Retention

Recruitment is an essential component of any successful organization, and the energy industry is no exception. In today's competitive job market, it is crucial to attract top talent so we can continue to build a skilled, diverse, and engaged workforce.

Targa welcomed 503 new and talented employees in 2022.

We anticipate the same market momentum in 2023, even in the current competitive hiring landscape. We use external job boards, our own career site, employee referrals, and in-person career fairs as our primary recruitment tools.

Retaining our skilled and dedicated workforce is critical to maintaining the continuity, stability, and long-term success of Targa. We prioritize employee retention by offering professional development opportunities and a competitive total rewards package. Our approach includes closely monitoring employee turnover rates and conducting exit interviews with voluntarily departing employees.

In 2022, our voluntary turnover rate was approximately 8%.

For more information about employee benefits, see pages 63–64.

2022 Recruitment Efforts



Contents

Foreword +

Environmental +

Safety +

Social 57

2022 Performance Highlights 58

Continuous Learning and Development 59

Recruitment and Retention 61

Diversity, Equity, and Inclusion 62

Employee Benefits 63

Supply Chain Management 65

Community and Landowner Engagement 67

Indigenous Peoples 68

Partners in the Community 69

Governance +

Data & Disclosures +

Forward-looking Statements

Diversity, Equity, and Inclusion

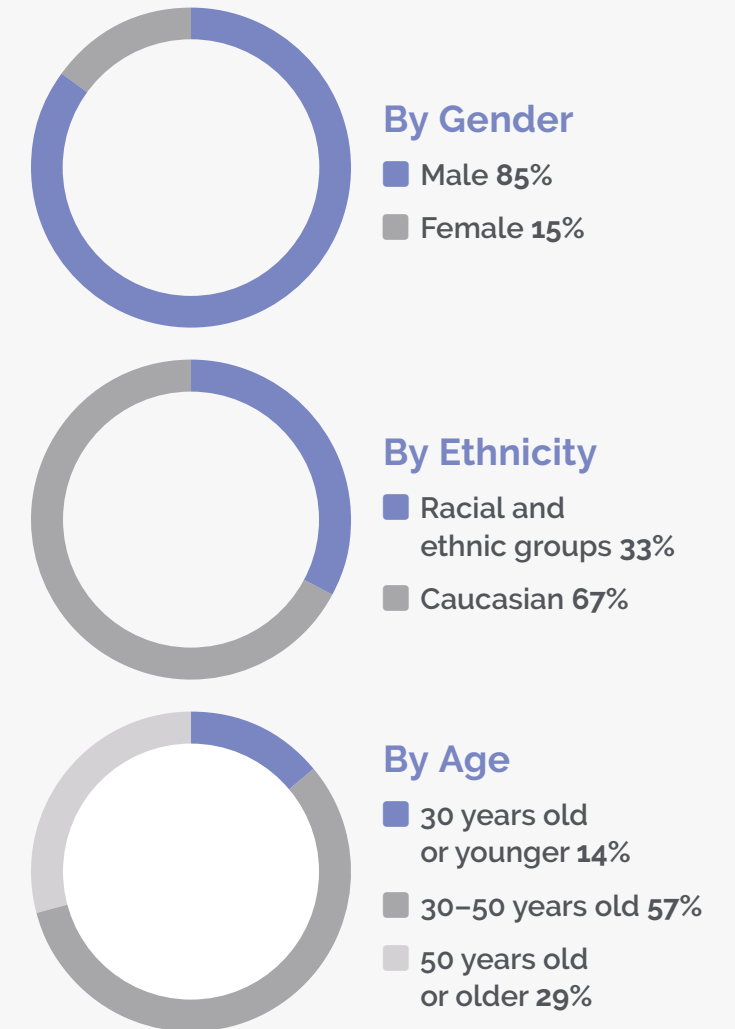


At Targa, we acknowledge the significance of workforce diversity, as it plays a crucial role in fostering innovation, enhancing adaptability, and empowering our team to tackle complex challenges by offering novel perspectives and inventive solutions. To achieve this, we are committed to creating a work environment where all employees are treated with respect and dignity, and where equal employment and advancement opportunities are provided based on merit and experience. These principles are fundamental to us and are enshrined in both our Equal Employment Opportunity Policy and our Code of Conduct.

To attract a diverse pool of candidates, we advertise all our posted positions on multiple diversity job boards, enabling us to reach a wider audience. Additionally, we have established partnerships with organizations that support underrepresented groups, and we leverage the transferable skill sets of military veterans.

At the end of 2022, 33% of our workforce was comprised of individuals from traditionally underrepresented racial or ethnic groups, an increase from 30% in 2021. Additionally, 15% of our workforce was comprised of women in 2022 and 23% of our leaders, managers and above were women.

2022 Workforce Demographics



Contents

Foreword +

Environmental +

Safety +

Social 57

2022 Performance Highlights 58

Continuous Learning and Development 59

Recruitment and Retention 61

Diversity, Equity, and Inclusion 62

Employee Benefits 63

Supply Chain Management 65

Community and Landowner Engagement 67

Indigenous Peoples 68

Partners in the Community 69

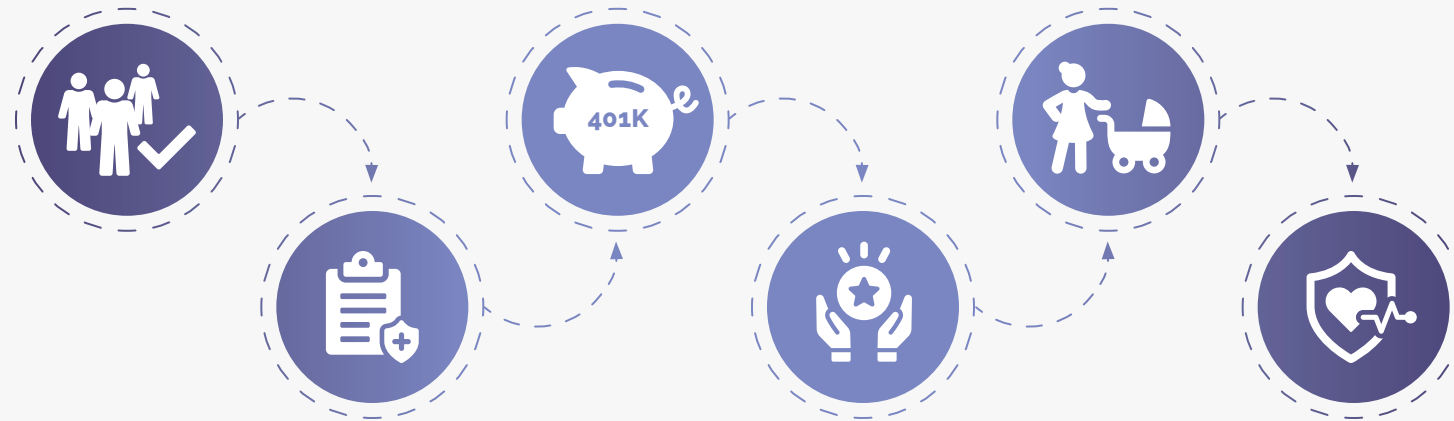
Governance +

Data & Disclosures +

Forward-looking Statements

Employee Benefits

At Targa, we are focused on supporting the mental, physical, and financial wellness of our employees by providing competitive compensation and benefits packages. To ensure this, we conduct annual evaluations and benchmarking analyses and adjust our plans as needed to continue to attract and support our employees.



Employee Benefits

- ▶ Medical, prescription, dental, and vision coverage
- ▶ 401K
- ▶ Health Savings Accounts and Flexible Spending Accounts
- ▶ Basic Life and AD&D
- ▶ Short- and long-term disability programs
- ▶ Health and well-being programs
- ▶ Diabetes and cardiovascular programs

Recent Program Enhancements

- ▶ Extended short-term disability from three to six months
- ▶ Began covering the cost of long-term disability insurance
- ▶ Extended the option to participate in benefits while on long-term disability
- ▶ Improved the Employee Assistance Program
- ▶ Updated the Bereavement Policy
- ▶ Introduced a Parental Leave Policy



Energy for Our Future

Focusing on Work-life Balance

We recognize that work-life balance is a critical aspect of everyone's lives, and that is why we offer workplace flexibility for most of our corporate office employees through remote work options. Additionally, we have partnered with local fitness centers in the Houston and Tulsa areas to encourage employees to prioritize their overall health and wellness. Employees can also participate in our lifestyle programs focused on promoting healthy living and can attend monthly wellness webinars through our Employee Assistance Program.

Contents

Foreword +

Environmental +

Safety +

Social 57

2022 Performance Highlights 58

Continuous Learning and Development 59

Recruitment and Retention 61

Diversity, Equity, and Inclusion 62

Employee Benefits 63

Supply Chain Management 65

Community and Landowner Engagement 67

Indigenous Peoples 68

Partners in the Community 69

Governance +

Data & Disclosures +

Forward-looking Statements

Employee Benefits



Financial Wellness

To help our employees achieve financial wellness, we have partnered with Fidelity to provide educational programs and personalized investment advice. Employees have access to a collection of resources to help with their financial decisions through articles, videos, workshops, and interactive tools. In addition, employees can schedule an appointment to speak to a financial expert.

In 2022, Fidelity conducted 21 educational webinars, which nearly 335 Targa employees attended, covering topics such as investing, managing unexpected

events and expenses, and maximizing social security. Fidelity also will begin managing Targa's Health Savings Accounts (HSAs) and Flexible Spending Accounts (FSAs), which will improve integration between employees' 401K, HSA, and FSA, and will allow Fidelity's financial advisors to better assist with financial decisions.

Targa makes a contribution of 3% of pay into every employee's 401K account every pay period.

We also understand that unexpected emergencies, such as natural disasters or personal loss can have a significant impact on our employees, both financially and emotionally. To alleviate these burdens, we have a Targa Resources Emergency Relief Organization (TRERO), which provides a one-time, tax-free grant to help employees get back on their feet. In 2022, we provided grants to individuals who sustained damage to their homes because of a hurricane and a tornado.



Contents

Foreword +

Environmental +

Safety +

Social 57

2022 Performance Highlights 58

Continuous Learning and Development 59

Recruitment and Retention 61

Diversity, Equity, and Inclusion 62

Employee Benefits 63

Supply Chain Management 65

Community and Landowner Engagement 67

Indigenous Peoples 68

Partners in the Community 69

Governance +

Data & Disclosures +

Forward-looking Statements

Social

Supply Chain Management

Suppliers and contractors play a fundamental role in our success, and we rely on them to be responsible, safe, and ethical. In 2022, we continued to implement and enforce our previously established Supplier Code of Conduct, which serves as a guiding framework for our suppliers and contractors. We expect them to adhere to and promote the Code when working for or in support of Targa.

Per the Code, suppliers and contractors are expected to:

- ▶ Operate safely with ethical business practices, complying with laws, policies, rules, and regulations, including anti-harassment, equal opportunity, anti-corruption, human rights, and anti-bribery
- ▶ Act in Targa's best interest and avoid conflicts of interest or circumstances appearing to be conflicts of interest
- ▶ Protect Targa's assets, records, and reputation
- ▶ Report any improper activities or suspected violations of the Targa Code of Conduct

Targa's Supplier Code of Conduct is available on our website ▶

Our sourcing team continuously evaluates our spending with key suppliers and contractors across various spend categories. This approach allows us to deliver the best overall value through our strategic existing agreements, while also establishing new ones when necessary to support our business requirements.

Our efforts to enhance value and foster success with our suppliers and contractors include:

- ▶ Cultivating and optimizing strong partnerships between Targa and our key suppliers and contractors to enhance collaboration and achieve shared goals
- ▶ Giving suppliers clear insights into Targa's future needs so they can plan, align their operations, and provide goods and services in a timely manner
- ▶ Optimizing Targa's total cost of ownership by carefully managing the value-to-price relationships and maximizing the value derived from our expenditures
- ▶ Mitigating supply risks and securing critical goods and services in alignment with Targa's strategic objectives



Supply Chain Management Program

- ▶ Procure goods and services to foster long-term business success and sustainable operations
- ▶ Promote the equal and respectful treatment of all suppliers
- ▶ Manage supplier prequalification and ongoing performance through processes such as our Master Services Agreement, insurance requirements, and ISNetworld
- ▶ Safeguard contracting policies and procedures
- ▶ Utilize data-driven analytics to establish new strategic partnerships with suppliers

Contents

Foreword +

Environmental +

Safety +

Social 57

2022 Performance Highlights 58

Continuous Learning and Development 59

Recruitment and Retention 61

Diversity, Equity, and Inclusion 62

Employee Benefits 63

Supply Chain Management 65

Community and Landowner Engagement 67

Indigenous Peoples 68

Partners in the Community 69

Governance +

Data & Disclosures +

Forward-looking Statements

Supply Chain Management



Materials Management

In 2022, we conducted a comprehensive evaluation of our warehouse strategy, focusing on inventory and materials management. Through this evaluation, we identified several areas of improvement in both projects and operating facilities.

In 2023, we are committed to implementing a warehouse materials management process that enhances efficiency in stocking, materials-management, and reordering. This multi-year, multi-site effort will be driven by demand-based, just-in-time principles aimed at reducing overstock and surplus inventory, with the goal of enhancing operational efficiency, reducing costs, and maintaining a streamlined inventory system.

Local Procurement

We support the development of local businesses and strive to actively promote them within our communities whenever possible. These relationships help provide reliable access to critical supplies and services while creating local economic growth, including more jobs within the community. In 2022, we focused on identifying local suppliers within the communities where we operate, with the goal of establishing mutually beneficial working relationships and supporting community development.

Contents

Foreword +

Environmental +

Safety +

Social 57

2022 Performance Highlights 58

Continuous Learning and Development 59

Recruitment and Retention 61

Diversity, Equity, and Inclusion 62

Employee Benefits 63

Supply Chain Management 65

Community and Landowner Engagement 67

Indigenous Peoples 68

Partners in the Community 69

Governance +

Data & Disclosures +

Forward-looking Statements

Community and Landowner Engagement

At Targa, we are committed to positively impacting and promoting the development of the communities where we live and work. Our employees and their families live in these communities, and we strive to be a safe and dependable neighbor. We build trust by maintaining open and responsive communication.

Proactively Mitigating our Impact

We proactively manage community relations and consult with local communities where we operate. When constructing new facilities and pipelines that will be located near communities, we follow a community and landowner engagement process and maintain ongoing communication throughout the lifecycle of our operations. We start by identifying and consulting with local stakeholders including landowners, emergency responders, Indigenous

peoples, and local governments. We work to understand their needs and concerns and identify potential issues, and we tailor our engagement strategies accordingly.

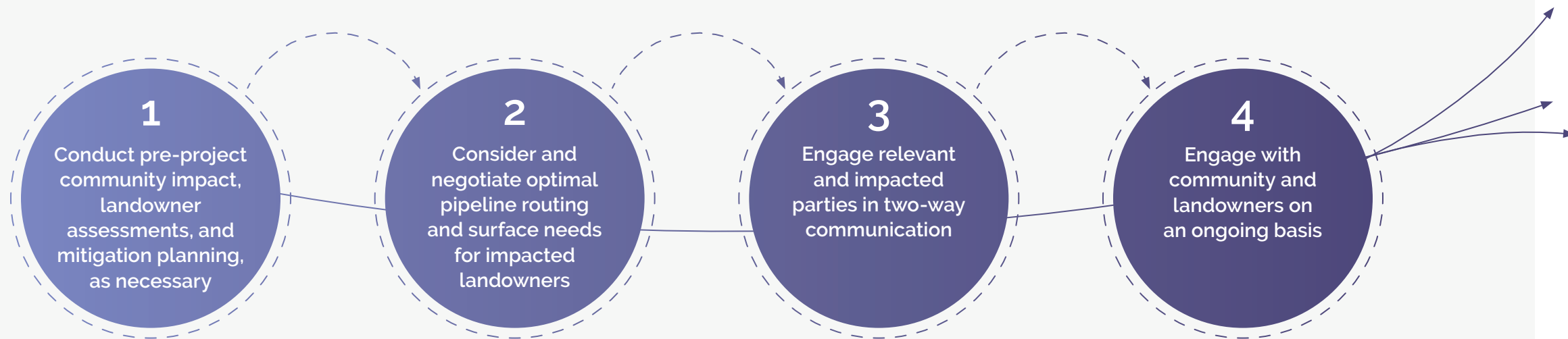
Collaborating with Landowners

We foster partnerships with a diverse range of landowners, each with their own unique interests and needs. Currently, we manage an extensive portfolio of over 77,300 active right-of-way access agreements and leases across our approximately 33,800 miles of pipeline. Throughout our interactions, we collaborate closely with landowners to explore innovative approaches that minimize or eliminate impacts while fulfilling our operational requirements and aligning with their land use objectives.

Reporting Concerns and Issues

Targa's right-of-way department responds to all landowner calls promptly, with the goal of responding within the same day, and we address issues as quickly as possible. Landowners and community members can also report issues through our formal anonymous whistleblower system by calling 1-833-TELLTRC (1-833-835-5872) or going to the website at www.targaresources.ethicspoint.com. Our ethics and compliance system is hosted by a third party to maintain confidentiality and anonymity to the greatest extent possible.

Community and Landowner Engagement Process



Contents

Foreword +

Environmental +

Safety +

Social 57

2022 Performance Highlights 58

Continuous Learning and Development 59

Recruitment and Retention 61

Diversity, Equity, and Inclusion 62

Employee Benefits 63

Supply Chain Management 65

Community and Landowner Engagement 67

Indigenous Peoples 68

Partners in the Community 69

Governance +

Data & Disclosures +

Forward-looking Statements

Indigenous Peoples



We understand the importance of working with Indigenous peoples, and aim to address and mitigate any potential cultural, social, and environmental impacts to Indigenous communities where we operate. We seek to foster a collaborative work environment through mutual respect, dignity, and trust. Positive long-term interactions and cultural sensitivity with our country's First Nations can make a positive difference and advance mutually beneficial relationships. We take a long-term view in developing these bilateral relationships, and we understand the importance of direct communication with those who could potentially be affected by our operations. Targa encourages its affiliates, officers, and employees to support mutually constructive partnerships with Indigenous peoples.

Our commitments with respect to Indigenous peoples potentially affected by our activities include but are not limited to:

- ▶ Avoiding involuntary resettlement
- ▶ Performing appropriate due diligence to assess how our proposed operations may impact Indigenous communities and any actual impact during those operations
- ▶ Supporting their social, economic, and cultural rights
- ▶ Promoting socioeconomic development
- ▶ Avoiding or mitigating impact to archaeological sites and traditional cultural areas
- ▶ Respecting their land rights
- ▶ Respecting and seeking to obtain the right to Free Prior and Informed Consent, including an assessment of how such a process should be carried out and which parties should be involved
- ▶ Seeking effective communication, representation, and participation
- ▶ Designing and implementing appropriate processes for raising, addressing and, where necessary, remedying any grievances

We have significant operations on the Fort Berthold Indian Reservation in North Dakota. While conducting these operations, we regularly engage with the Mandan, Hidatsa, and Arikara (MHA) Nation. We respect the MHA Nation's heritage, cultural traditions, and people. We adhere to the MHA's regulatory requirements, employ several of its members, and contract with its service providers. As with all our projects, any new pipeline project on the Fort Berthold Indian Reservation is preceded by cultural resource surveys that help reduce the potential of a negative impact to cultural resources, including archaeological sites.

We engage with and receive approval from the MHA Nation Tribal Business Council and Energy Committee for greenfield projects on allotted and tribe-owned land. We have provided funding voluntarily for yearly celebrations where the MHA honors its heritage and traditions, which has allowed us to deepen our understanding of and relationships with the MHA Nation and its members. We will continue to prioritize constructive and meaningful engagement and a positive and sustainable relationship with the MHA Nation.

Targa's Indigenous Peoples Policy is available on our website ▶

Contents

Foreword +

Environmental +

Safety +

Social 57

2022 Performance Highlights 58

Continuous Learning and Development 59

Recruitment and Retention 61

Diversity, Equity, and Inclusion 62

Employee Benefits 63

Supply Chain Management 65

Community and Landowner Engagement 67

Indigenous Peoples 68

Partners in the Community 69

Governance +

Data & Disclosures +

Forward-looking Statements

Social

Partners in the Community

Being a good neighbor is a priority for us. We are committed to promoting socioeconomic development and improved well-being across the communities where we live and work. We prioritize community investment by adopting a customized approach that fosters meaningful engagement with each unique community. This tailored strategy allows us to gain an understanding of the values and priorities of the individuals and organizations living near our assets, enabling us to identify opportunities for partnerships and social investments, whether financial or otherwise, to make a positive impact.

Through our community investment strategy, we focus on providing support to organizations that are delivering meaningful and lasting benefits and align with our company values and goals. Our support is focused around three key pillars:

- ✔ Developing the energy workforce of the future
- ✔ Protecting communities
- ✔ Improving the well-being of communities

Developing the Energy Workforce of the Future

We believe in the importance of supporting science, technology, engineering, and math (STEM) programs, as they play a vital role in cultivating the energy workforce of the future. We view this as not only a strategic investment of our time and resources but also as a means to empower individuals with the skills and knowledge necessary to contribute to the evolving energy landscape.

In 2022, we continued to participate in numerous local school programs and high school career days, donated computers to local communities, and hosted several STEM-related internships.



Contents

Foreword +

Environmental +

Safety +

Social 57

2022 Performance Highlights 58

Continuous Learning and Development 59

Recruitment and Retention 61

Diversity, Equity, and Inclusion 62

Employee Benefits 63

Supply Chain Management 65

Community and Landowner Engagement 67

Indigenous Peoples 68

Partners in the Community 69

Governance +

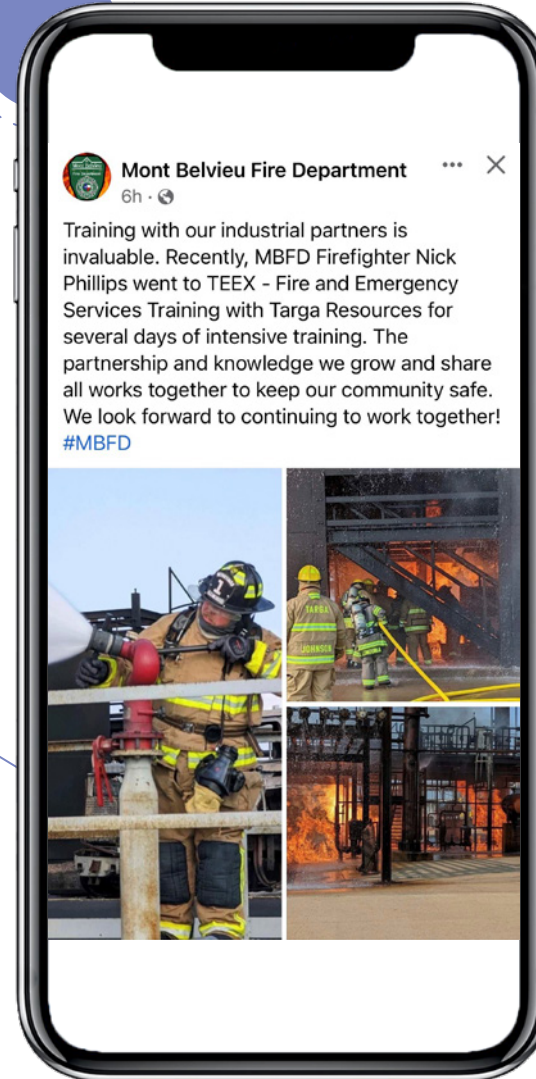
Data & Disclosures +

Forward-looking Statements

Partners in the Community

Protecting Communities

We continue to partner with the dedicated emergency responders who diligently safeguard the communities where we live and work. Many of our facilities are in regions where local fire departments rely entirely on the service of volunteers, some of whom are our employees. To help support their efforts, we sponsor and facilitate training programs, contribute essential equipment, and actively participate in fundraisers.



As part of our support for the local Mont Belvieu fire department, we provide volunteer firefighters the opportunity to undergo several days of intensive training at an industrial fire school. This partnership serves as a valuable measure to enhance community safety and ensure the well-being of the residents we serve.





Contents

Foreword +

Environmental +

Safety +

Social 57

2022 Performance Highlights 58

Continuous Learning and Development 59

Recruitment and Retention 61

Diversity, Equity, and Inclusion 62

Employee Benefits 63

Supply Chain Management 65

Community and Landowner Engagement 67

Indigenous Peoples 68

Partners in the Community 69

Governance +

Data & Disclosures +

Forward-looking Statements

Social

Partners in the Community

Improving the Well-being of Communities

We continue to focus on improving the well-being of the communities we serve, with a special focus on underserved populations. We are committed to empowering these communities by actively engaging with local organizations, serving on boards and committees, and working closely with community leaders and stakeholders. Through these collaborative efforts, we strive to improve access to essential resources and services that foster physical, mental, and social well-being.

For example, in 2022, our ADP employees contributed their time to support Kids' Meals Inc., a nonprofit dedicated to addressing hunger and food insecurity among children aged 5 and under who do not have access to school-based free meal programs. Our employees volunteered 78 hours at the Kids' Meals Inc. distribution center, assembling and preparing lunch bags for delivery. Additionally, we organized a "bag decorating" event at our corporate office, where we personalized over 250 paper lunch bags that were donated to Kids' Meals Inc.

We also participated in numerous holiday toy drives for underserved families. Targa employees continued volunteering at organizations such as Junior Achievement, Big Brothers Big Sisters of America, the Salvation Army, livestock and agricultural fairs, and local recreational programs. We aim to support local organizations and activities that positively impact our surrounding communities.





Contents

Foreword +

Environmental +

Safety +

Social +

Governance 72

2022 Performance Highlights 73

Board of Directors 74

Board Composition and Diversity 75

Executive Compensation 76

Shareholder Engagement 78

Risk Management 79

Cybersecurity 80

Cybersecurity Awareness and Training 81

Ethics and Integrity 82

Industry Associations 83

Data & Disclosures +

Forward-looking Statements

Governance

We seek to operate our business responsibly, ethically, and in a manner aligned with the interests of our shareholders. We believe that good corporate governance creates a business environment that is conducive to long-term investments and sustainable economic growth. Our corporate governance practices and policies provide an essential framework to assist Targa's Board of Directors in fulfilling its duties to shareholders.



Contents

Foreword +

Environmental +

Safety +

Social +

Governance 72

2022 Performance Highlights 73

Board of Directors 74

Board Composition and Diversity 75

Executive Compensation 76

Shareholder Engagement 78

Risk Management 79

Cybersecurity 80

Cybersecurity Awareness and Training 81

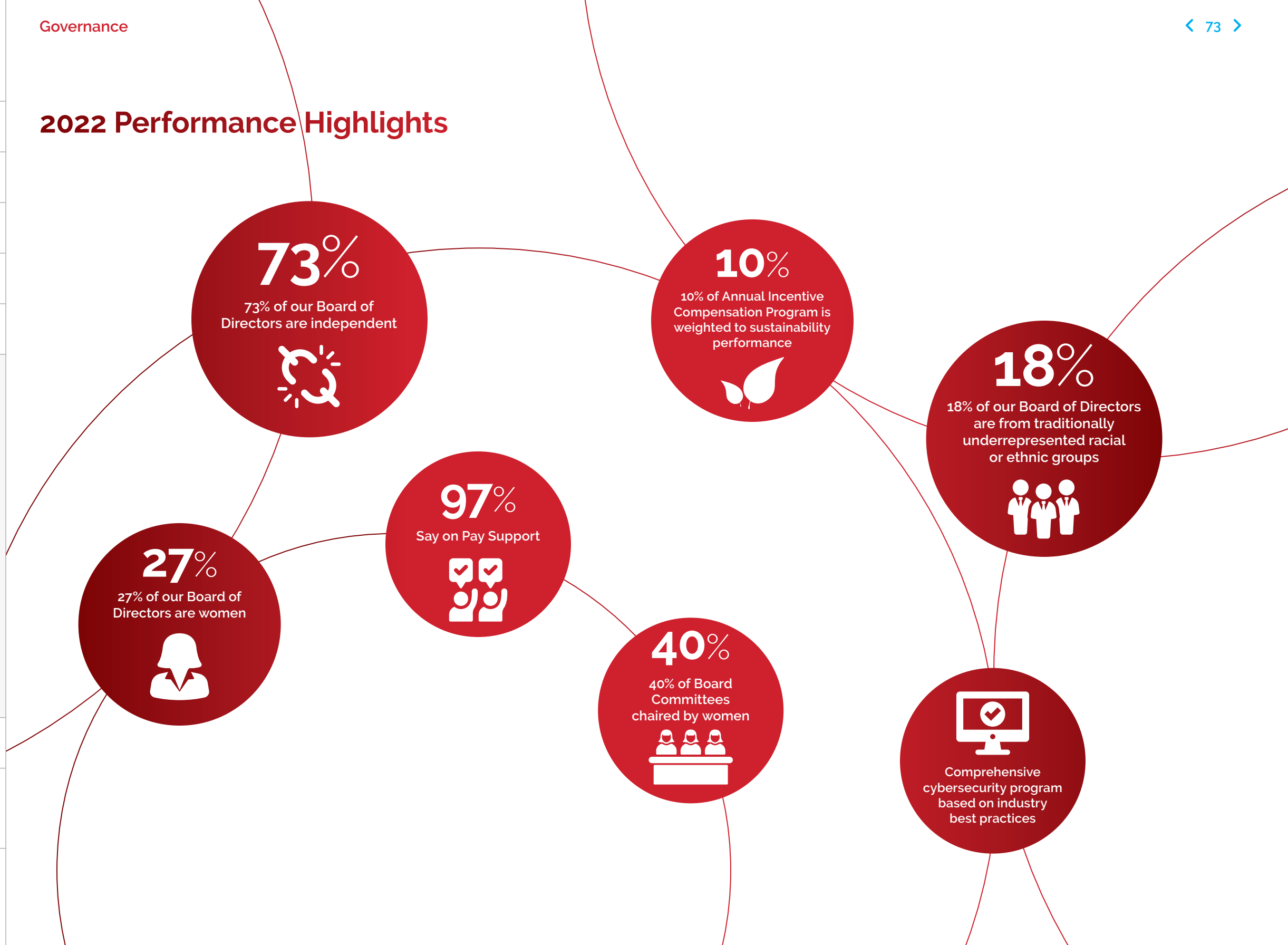
Ethics and Integrity 82

Industry Associations 83

Data & Disclosures +

Forward-looking Statements

2022 Performance Highlights



Contents

Foreword +

Environmental +

Safety +

Social +

Governance 72

2022 Performance Highlights 73

Board of Directors 74

Board Composition and Diversity 75

Executive Compensation 76

Shareholder Engagement 78

Risk Management 79

Cybersecurity 80

Cybersecurity Awareness and Training 81

Ethics and Integrity 82

Industry Associations 83

Data & Disclosures +

Forward-looking Statements

Board of Directors



Our Board provides essential oversight for Targa and assures that the long-term interests of our shareholders are being served. In 2022, our Board consisted of 11 members. Using the independence standards of the New York Stock Exchange (NYSE), along with various other factors, 73% of our Directors are considered independent.

The full Board meets regularly throughout the year, and the independent members of the Board of Directors meet in executive session without the presence of the CEO or other

members of management quarterly. During 2022, the members of the Board collectively attended 98% of the aggregate of (i) the total number of meetings of the Board held during 2022 and (ii) the total number of meetings held by each committee of the Board on which the member served. Annual self-evaluations are conducted by the Board to determine whether the Board and its Committees are functioning effectively. Our corporate governance practices and policies are regularly reviewed and updated as needed by our Board of Directors.

Additional Resources

- ▶ 2023 Proxy Statement
- ▶ Code of Conduct
- ▶ Corporate Governance Guidelines
- ▶ Code of Ethics



Contents

Foreword +

Environmental +

Safety +

Social +

Governance 72

2022 Performance Highlights 73

Board of Directors 74

Board Composition and Diversity 75

Executive Compensation 76

Shareholder Engagement 78

Risk Management 79

Cybersecurity 80

Cybersecurity Awareness and Training 81

Ethics and Integrity 82

Industry Associations 83

Data & Disclosures +

Forward-looking Statements

Governance

Board Composition and Diversity

We are dedicated to establishing a diverse Board of Directors, encompassing various backgrounds, professional experiences, and unique qualifications and characteristics. Having a diverse Board provides a variety of perspectives, expertise, and well rounded decision-making.

Should a vacancy arise on our Board, the Nominating & Governance Committee, guided by its charter, evaluates the Boards' diversity and existing blend of talent and experience.

The Committee considers a wide range of candidates, assessing each person's business

and professional expertise, proven leadership capabilities, diversity, and acumen.

The racial and ethnic diversity on our Board has increased significantly, from zero in 2018 to 17% in 2021, and further increasing to 18% in 2022. Simultaneously, the proportion of women on our Board has also increased, moving from 18% in 2018 to 25% in 2021, and reaching 27% in 2022.

More information on each Board member, including a summary of their qualifications and expertise as well as the committees they serve on can be found in our [2023 Proxy Statement](#).

Board Committees

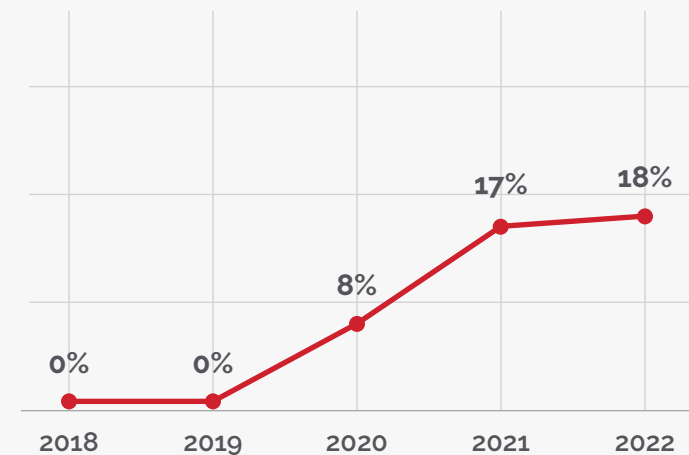
Our Board of Directors has a standing Audit Committee, Compensation Committee, Nominating & Governance Committee, Risk Management Committee, and Sustainability Committee, and may create other committees from time to time.

Visit our [website](#) for more information about our Board committees and their responsibilities.

Women chair two of our five Board Committees.

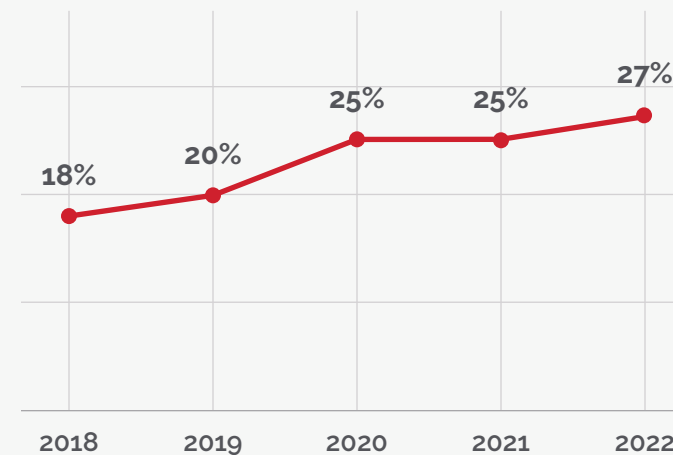
Board Ethnicity Diversity Trend

% Racial and ethnic groups



Board Gender Diversity Trend

% Female



Governance Documents

- ▶ Audit Committee Charter
- ▶ Compensation Committee Charter
- ▶ Nominating & Governance Committee Charter
- ▶ Sustainability Committee Charter
- ▶ Risk Management Committee Charter

Contents

Foreword +

Environmental +

Safety +

Social +

Governance 72

2022 Performance Highlights 73

Board of Directors 74

Board Composition and Diversity 75

Executive Compensation 76

Shareholder Engagement 78

Risk Management 79

Cybersecurity 80

Cybersecurity Awareness and Training 81

Ethics and Integrity 82

Industry Associations 83

Data & Disclosures +

Forward-looking Statements

Governance

Executive Compensation

The philosophy underlying our executive compensation program is to employ some of the best leaders in our industry to ensure we execute on our business goals, promote both short- and long-term profitable growth, and create long-term shareholder value. As such, our program is grounded in the following principles:

► Competitiveness

We strive to attract and retain key executives by providing a total compensation program that is competitive within the market where we compete for executive talent, which encompasses diversified midstream companies and also other companies in the energy industry.

► Performance Accountability

We aim to ensure alignment between our strategic, operational, and financial performance as well as the total compensation received by our named executive officers (NEOs). This includes providing performance-based compensation that reflects individual and company performance in absolute terms and relative to our peer group.

► Shareholder Alignment

We aim to find a balance between short-term and long-term compensation while emphasizing at-risk or variable compensation. Performance-based compensation acts as a valuable means of supporting our strategic goals and business objectives and aligning the interests of our NEOs with those of our shareholders.

Executive Compensation Practices

The following practices and policies in our executive compensation program promote sound compensation governance and align the interests of our shareholders and executives:

What We Do	What We Don't Do
✓ Provide majority of NEO compensation in the form of performance-based, at-risk, long-term compensation	✗ No hedging or pledging of Company stock
✓ Use blend of absolute and relative performance metrics in incentive plans	✗ No single-trigger, change-in-control severance arrangements
✓ Maintain a comprehensive clawback policy aligned with industry norms	✗ No single-trigger, change-in-control vesting for NEO equity awards
✓ Complete an annual compensation risk assessment	✗ No excise tax gross-ups
✓ Significant stock ownership guidelines for directors and senior management (5x for CEO, 3x for NEOs, 5x for non-employee Directors)	✗ No perquisites or supplemental benefits not generally available to other employees
✓ Retain an independent consultant to advise the Compensation Committee	✗ No executive compensation practices that promote excessive risk
	✗ No employment contracts

More information about our executive compensation program can be found in our [2023 Proxy Statement](#).

Contents

Foreword +

Environmental +

Safety +

Social +

Governance 72

2022 Performance Highlights 73

Board of Directors 74

Board Composition and Diversity 75

Executive Compensation 76

Shareholder Engagement 78

Risk Management 79

Cybersecurity 80

Cybersecurity Awareness and Training 81

Ethics and Integrity 82

Industry Associations 83

Data & Disclosures +

Forward-looking Statements

Executive Compensation

Our Board holds the Executive team accountable for implementing Targa's sustainability objectives, including through the administration of Targa's annual incentive program. We aim to foster investment in human capital and consider the interests of all major stakeholders when executing our business strategy while prioritizing and enhancing long-term value for our investors.

To emphasize the importance of long-term sustainable growth and continuous environmental improvements, 10% of the annual cash rewards under our 2022 Annual Incentive Compensation Program were linked to ESG performance.

In determining the 2022 cash bonus awards and the sustainability weighting, the Compensation Committee considered the following accomplishments:

- ✔ Filled open positions more quickly and held unplanned turnover flat relative to the prior year
- ✔ Made significant progress on methane emissions reduction despite growth, increased aerial surveys/compressor station methane monitoring, and continued focus on unplanned flaring reductions
- ✔ Established a full-time role for the Senior Vice President of Sustainability with a dedicated team
- ✔ Continued to evaluate TCFD work processes and other frameworks
- ✔ Improved sustainability disclosures, and continued to improve dialogue with Targa's investor community and other stakeholders

Targa prioritizes safety in all parts of our organization. We believe that safety performance should always be an expectation and not a justification for increased incentive compensation. Therefore, a holistic scorecard including quantitative and qualitative evaluation of safety-related items operates as a modifier outside our 2022 Annual Incentive Compensation Program that can reduce bonus awards if safety performance is below expectations.

Annual Incentive Plan



10% of the annual cash rewards under our 2022 Annual Incentive Compensation Program were linked to ESG performance.

Contents

Foreword +

Environmental +

Safety +

Social +

Governance 72

2022 Performance Highlights 73

Board of Directors 74

Board Composition and Diversity 75

Executive Compensation 76

Shareholder Engagement 78

Risk Management 79

Cybersecurity 80

Cybersecurity Awareness and Training 81

Ethics and Integrity 82

Industry Associations 83

Data & Disclosures +

Forward-looking Statements

Governance

Shareholder Engagement

Engaging regularly with our shareholders provides an opportunity to discuss important business topics, receive feedback on our performance, and address important questions. We look for these opportunities in our off season engagements, annual meeting engagements, conferences and roadshows, and quarterly earnings call. Additionally, we have annual fall outreach calls following the release of our annual Sustainability Report to specifically discuss our ESG performance.

Over the past few years, our shareholders have provided positive feedback on our overall business

2022 Positive Investor Feedback Topics

- ▶ Our goal to reduce our methane intensity to 0.08% for our gathering and boosting segment, and to 0.11% for our processing segment by 2025, and that we remain on track to achieve our goals
- ▶ Our establishment of a Board Sustainability Committee to oversee sustainability matters
- ▶ Our publication of our TCFD-aligned index to our website in the Spring of 2022
- ▶ Our appointment of a dedicated Senior Vice President of Sustainability, who, with the CEO and Executive team, oversees development, implementation, and reporting of our ESG practices

strategy and execution. Our investors positively highlighted our operational and financial performance, coupled with our strong balance sheet, which positioned us to increase capital returns to our shareholders through a higher common dividend and share repurchases. Additionally, shareholders expressed continued appreciation for our executive compensation practices.

Our shareholders also provided feedback on our efforts toward advancing and enhancing our sustainability disclosures across each of our ESG pillars. Specific to our continued discussions

- ▶ Our achievement of 27% women on our Board of Directors, three of 11 Directors
- ▶ Our female Directors chair 40% of our Board committees
- ▶ Our tying 10% of cash awards under our annual incentive compensation program to sustainability performance

around our climate disclosures, investors positively received our enhanced disclosures around methane emissions and reduction initiatives, GHG emissions reduction efforts, and our formal engagement of a third party to assist in our evaluation of our alignment with TCFD.

We are committed to broadening our perspective and improving shareholder engagement around executive compensation, governance, and sustainability. We plan to continue annual outreach on those topics with our shareholders.



Contents

Foreword +

Environmental +

Safety +

Social +

Governance 72

2022 Performance Highlights 73

Board of Directors 74

Board Composition and Diversity 75

Executive Compensation 76

Shareholder Engagement 78

Risk Management 79

Cybersecurity 80

Cybersecurity Awareness and Training 81

Ethics and Integrity 82

Industry Associations 83

Data & Disclosures +

Forward-looking Statements

Risk Management

The Board of Directors is responsible for oversight of risk management. Targa's business leaders and Executive team regularly conduct an Enterprise Risk Assessment (ERA) to proactively identify, understand, manage, and respond to key business risks.

Targa's internal audit team facilitates the ERA. The team includes business leaders across diverse disciplines from within the company and outside the organization, allowing us to obtain unique insights into current and emerging risks. These risks are grouped into four categories: strategic, operational, financial, and compliance/legal. Each risk is assessed

on a scale of likelihood and significance and then assigned to executives and senior management who are responsible for monitoring and, when needed, taking action to mitigate the impact of the risk event.

Through ongoing discussion and review, we can gain perspective on the individual and relative potential impacts of all identified risks. The final ERA is reviewed by the Audit Committee, which is responsible for overseeing Targa's risk management programs. For more information on Targa's material risks, refer to Targa's Form 10-K for the year that ended on December 31, 2022.



Contents

Foreword +

Environmental +

Safety +

Social +

Governance 72

2022 Performance Highlights 73

Board of Directors 74

Board Composition and Diversity 75

Executive Compensation 76

Shareholder Engagement 78

Risk Management 79

Cybersecurity 80

Cybersecurity Awareness and Training 81

Ethics and Integrity 82

Industry Associations 83

Data & Disclosures +

Forward-looking Statements

Governance

Cybersecurity

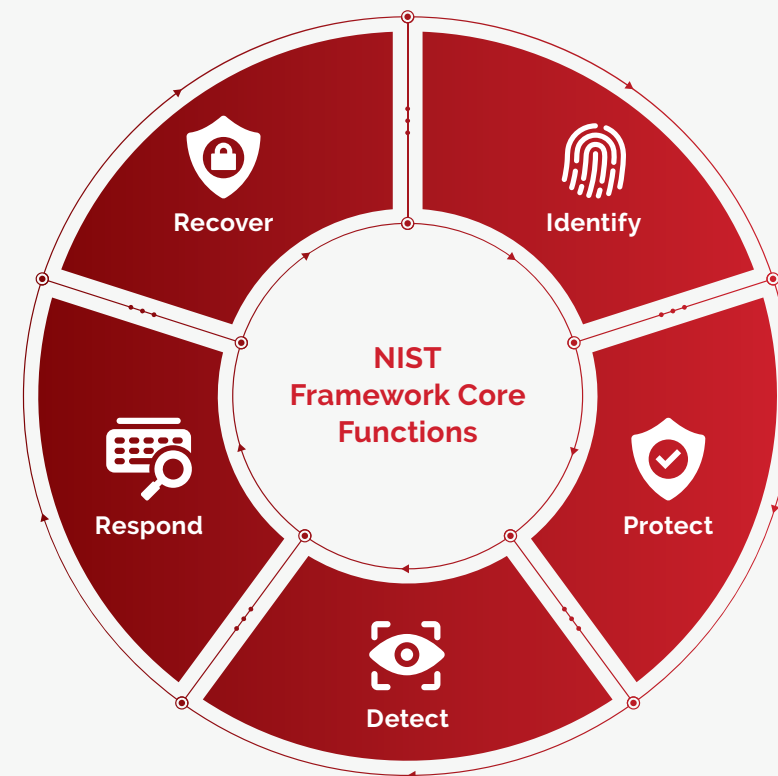
Our cybersecurity program follows the National Institute of Standards and Technology (NIST) Cybersecurity Framework as well as supplemental guidance for operational technologies. We follow federal and state regulatory guidance and regulations and adopt internal policies and standards in alignment with these requirements. Our cybersecurity program is comprehensive in scope and covers Targa's general corporate Information Technology (IT) systems and the Operational Technology (OT) systems supporting our various lines of business.

Our Board of Directors provides oversight of our cybersecurity program. Our Executive team and the Audit Committee receive regular and recurring program updates from the Vice President of Security Operations, who is responsible for oversight of cybersecurity.

Our Code of Conduct communicates our expectations of employees and contractors to maintain the security of our IT systems. Annual Code of Conduct training enables all of our employees to receive this important information. We continue to make significant investments in new cybersecurity technologies to protect our facilities, users, and stakeholders, and to protect the personal information of our employees and contractors.

Our cybersecurity program follows Defense in Depth principles, layering various access control, detection, prevention, and response measures throughout each zone from cloud to endpoint. Detailed telemetry from all layers is continually collated to update threat intelligence, and is analyzed and monitored by security operations center personnel. Targa's security posture is routinely tested by internal Targa personnel and independent third parties to gauge its effectiveness. Targa has formal disaster recovery and business continuity plans, as well as a Cyber Incident Response Plan (CIRP), which is periodically tested using comprehensive real-world tabletop exercises. We regularly engage with independent third parties to continually assess our vulnerabilities and help us mitigate our risks.

National Institute of Standards and Technology (NIST) Cybersecurity Framework



- 1 Identify**
Develop an organizational understanding to manage cybersecurity risk to systems, people, assets, data, and capabilities.
- 2 Protect**
Develop and implement appropriate safeguards to ensure delivery of critical services.
- 3 Detect**
Develop and implement appropriate activities to identify the occurrence of a cybersecurity event.
- 4 Respond**
Develop and implement appropriate activities to take action regarding a detected cybersecurity incident.
- 5 Recover**
Develop and implement appropriate activities to maintain plans for resilience and to restore any capabilities or services that were impaired due to a cybersecurity incident.

Contents

Foreword +

Environmental +

Safety +

Social +

Governance 72

2022 Performance Highlights 73

Board of Directors 74

Board Composition and Diversity 75

Executive Compensation 76

Shareholder Engagement 78

Risk Management 79

Cybersecurity 80

Cybersecurity Awareness and Training 81

Ethics and Integrity 82

Industry Associations 83

Data & Disclosures +

Forward-looking Statements

Cybersecurity Awareness and Training

Each employee's and contractor's recognition and reporting of a cyber threat is an important component of our program. As a result, security awareness and training are provided to employees and contractors with access to our facilities or systems through computer-based training, employee meetings, posters in the workplace, screensavers on computers, and email communications. Targa makes use of targeted imagery displayed on all corporate computers to reinforce security awareness concepts.

We also conduct simulated phishing attack campaigns to identify employees who need further training. With employees working remotely, we have implemented additional security protocols on both Targa-issued and personal devices used to access Targa's systems, such as multi-factor authentication.

We recognize that cybersecurity threats continue to emerge and evolve. Continual assessment and enhancement of our security posture in predicting

and responding to the changing threat landscape are core components of our cybersecurity program. Targa maintains close relationships with various cybersecurity industry subject-matter experts, governmental agencies, law enforcement research and benchmark organizations, and industry peers to continuously improve our program based on real-time threat information and best practice countermeasures.

Employee and Contractor User Security Measures



User Password + Multifactor Authentication

Verified User Logged In



Contents

Foreword +

Environmental +

Safety +

Social +

Governance 72

2022 Performance Highlights 73

Board of Directors 74

Board Composition and Diversity 75

Executive Compensation 76

Shareholder Engagement 78

Risk Management 79

Cybersecurity 80

Cybersecurity Awareness and Training 81

Ethics and Integrity 82

Industry Associations 83

Data & Disclosures +

Forward-looking Statements

Governance

Ethics and Integrity

Integrity is fundamental to our business. Our Code of Conduct guides us in achieving high standards of ethical business conduct. Our commitment to these standards helps us hire talented and ethical people, build high-quality assets, and attract loyal customers and business partners. Our Code of Conduct explicitly prohibits offering, accepting, receiving, or giving bribes and emphasizes our commitment to complying with all applicable legal requirements, including anti-corruption laws.

We offer two convenient and confidential ways to seek assistance and report potential ethics and compliance issues. All employees, customers, contractors, other stakeholders, and third parties can communicate concerns through our formal anonymous whistleblower system with legal protections by calling 1-833-TELLTRC (1-833-835-5872) or going to the website at www.targaresources.ethicspoint.com. Targa's ethics and compliance system is hosted by a third party to maintain confidentiality and anonymity to the greatest extent possible. We have a formal process and structure in place to process all reports, which includes reporting to the Audit Committee and the Board.

Our Code of Conduct encourages employees to know their rights and responsibility to raise genuine concerns. Concerns are taken seriously and treated confidentially. Targa prohibits retaliation against anyone who reports or participates in good faith in any investigation of a possible violation of our Code of Conduct and encourages anyone who believes they are being retaliated against to contact the Human Resources department or the Ethics and Compliance Hotline/Website.

We conduct annual Code of Conduct training for all of our employees. As part of the training, each is provided with a copy of the policy for review and formal acknowledgment.

Additionally, respect for human rights is a fundamental value at Targa. We strive to respect human rights in our relationships with our employees, contractors, customers, communities, Indigenous communities, and other business stakeholders. More information is available in our Human Rights Policy.

Our Code of Conduct prohibits employees from making political contributions for or on behalf of Targa to any candidate for federal, state, or local office, or for foreign elections unless allowed by applicable law and approved in advance by Targa's CEO, any President, CFO, or General Counsel. The policy is approved by our Board.



Additional Resources

- ▶ Code of Conduct
- ▶ Human Rights Policy
- ▶ Indigenous Peoples Policy

Contents

Foreword +

Environmental +

Safety +

Social +

Governance 72

2022 Performance Highlights 73

Board of Directors 74

Board Composition and Diversity 75

Executive Compensation 76

Shareholder Engagement 78

Risk Management 79

Cybersecurity 80

Cybersecurity Awareness and Training 81

Ethics and Integrity 82

Industry Associations 83

Data & Disclosures +

Forward-looking Statements

Industry Associations

We are involved with several industry associations, legislative, and/or regulatory committees representing the oil and gas industry. Through these groups and associations, we share best practices, develop industry standards, and expand our public and political advocacy. We regularly assess our industry association memberships to ensure alignment with our priorities. We serve in leadership positions and maintain active involvement in relevant trade association working groups, which strengthens our ability to advocate for our interests.



Sustainability/Environmental Focused

- ▶ Our Nation’s Energy Future (ONE Future)
- ▶ Energy Infrastructure Council (EIC)
- ▶ American Petroleum Institute (API) The Environmental Partnership

Energy Industry – National

- ▶ GPA Midstream
- ▶ National Propane Gas Association (NPGA)
- ▶ International Liquids Terminal Association (ILTA)
- ▶ National Propane Gas Association (NPGA)
- ▶ Propane Education and Research Council (PERC)
- ▶ Petrochemical Feedstock Association of America (PFAA)
- ▶ Liquid Energy Pipeline Association (LEPA)

Texas and New Mexico

- ▶ Texas Pipeline Association (TPA)
- ▶ Texas Propane Gas Association (TPGA)
- ▶ Greater Houston Partnership (GHP)
- ▶ Greater Houston Port Bureau (GHPB)
- ▶ New Mexico Oil and Gas Association (NMOGA)

Louisiana and Oklahoma

- ▶ Oklahoma Independent Petroleum Association and the Oklahoma Oil & Gas Association (OIPA-OKOGA)
- ▶ Louisiana Oil and Gas Association (LOGA)
- ▶ Louisiana Association of Business and Industry (LABI)
- ▶ Louisiana Propane Gas Association (LPGA)

North Dakota

- ▶ North Dakota Petroleum Council (NDPC)
- ▶ North Dakota Tribal Lands Committee

Contents

Foreword +

Environmental +

Safety +

Social +

Governance +

Data & Disclosures 84

Performance Data Tables 84

EIC Midstream Template V2.0 88

Global Reporting Initiative (GRI) Index 94

Sustainable Accounting Standards Board (SASB) Index 100

Forward-looking Statements

Performance Data Tables

Topic	Accounting Metric	Units	2020	2021	2022
Environment					
Greenhouse Gas Emissions	Equivalent Product Sales (Natural Gas, NGLs, & Condensate) ¹	Million barrels per year	558	593	628
	Scope 3: Products Supplied to Customers ²	Million metric tons CO ₂ e	27.1	23.9	32.6
	Scope 2: Electricity Consumption ³	Billion kilowatt hours	5.9	7.1	8.5
	Scope 2: Electricity Emissions (location-based) ⁴	Million metric tons CO ₂ e	2.5	2.7	3.3
	Scope 1 Greenhouse Gas (GHG) Emissions ⁵	Million metric tons CO ₂ e	7.7	7.0	8.4
Criteria Pollutant⁶	Nitrous Oxides (NO _x)	Thousand tons	8.6	8.2	9.1
	Carbon Monoxide (CO)	Thousand tons	5.7	5.1	6.5
	Sulfur Oxides (SO _x)	Thousand tons	3.9	3.2	2.6
	Particulate Matter (PM ₁₀)	Thousand tons	0.4	0.3	0.5
	Volatile Organic Compounds (VOCs)	Thousand tons	6.6	4.7	6.2
Spills⁷	Total Hydrocarbon spills > 5 bbls beyond secondary containment	# spills	6	6	21
	Volume of Hydrocarbon spills > 5 bbls beyond secondary containment	Barrels (bbl)	167	248	550
	Hydrocarbon spills in Unusually Sensitive Areas (USAs)	# spills	0	0	0
	Hydrocarbon spills in the Arctic	# spills	0	0	0
Water⁸	Total Freshwater Withdrawn	Million gallons	3,394	3,204	2,810
	Withdrawn: Surface Water	Million gallons	631	529	165
	Withdrawn: Groundwater	Million gallons	2,437	2,322	2,322
	Withdrawn: Municipal Supply	Million gallons	325	353	324
	Total Water Discharged	Million gallons	1,356	962	903
	Discharged to Injection Well	Million gallons	791	324	418
	Discharged to Surface Water	Million gallons	563	637	485
	Discharged to Land	Million gallons	2	1	1
Biodiversity	International Union for Conservation of Nature (IUCN) Red List Species in Targa's Areas of Operation ⁹	# species	69	69	70
	Critically Endangered Species	# species	9	9	11
	Endangered Species	# species	18	18	15
	Vulnerable Species	# species	18	18	17
	Near Threatened Species	# species	8	8	9
	Least Concern Species	# species	16	16	18
	Percent of land owned, leased, or operated within areas of protected conservation status or endangered species habitat ¹⁰	%	N/A	9.6	11.9



Contents

Foreword +

Environmental +

Safety +

Social +

Governance +

Data & Disclosures 84

Performance Data Tables 84

EIC Midstream Template V2.0 88

Global Reporting Initiative (GRI) Index 94

Sustainable Accounting Standards Board (SASB) Index 100

Forward-looking Statements

Performance Data Tables

Topic	Accounting Metric	Units	2020	2021	2022
Social					
Employee Health & Safety	Total Recordable Incident Rate (TRIR) – Employees	# recordable incidents/100 full-time workers	1.01	0.99	0.73
	Employee Recordable Incidents	# total injury/illness incidents	31.0	28.0	23.0
	DART Incident Rate – Employees	# injury/illness incidents days away from work x 200,000/total hours worked	0.52	0.53	0.64
	Number of DART Incidents	# injury/illness incidents days away from work	16	15	20
	Preventable Motor Vehicle Accident Rate	# total preventable vehicle accidents x 1,000,000/miles traveled	1.42	0.97	0.68
	Total hours of Health, Safety, and Emergency Response Training for Employees	# hours	31,101	37,633	44,232.4
Pipeline Safety	Total miles of natural gas products transported by jurisdictional transmission pipe	Billion cubic feet (Bcf)	297 Bcf through 301 miles	247.5 Bcf through 287 miles	1,192 Bcf through 358.1 miles
	Total miles of crude oil products transported by jurisdictional pipe	Million barrels (MMBbl)	5.3 MMBbl through 210 miles	7.4 MMBbl through 164 miles	43.3 MMBbl through 164 miles
	Total miles of refined products transported by jurisdictional pipe	Million barrels (MMBbl)	0.17 MMBbl through 2.6 miles	0.13 MMBbl through 2.54 miles	0.55 MMBbl through 14.6 miles
	Total miles of natural gas liquids products transported by jurisdictional pipe	Million barrels (MMBbl)	62.64 MMBbl through 2,021 miles	80.8 MMBbl through 2,030.5 miles	387.3 MMBbl through 2,209.5 miles
	Jurisdictional Natural Gas Transmission and Gathering: Number of reportable incidents ¹¹	# incidents	0	0	1
	Jurisdictional Natural Gas Transmission and Gathering: Number of reportable incidents per 1000 miles ¹¹	# incidents/1000 miles	0	0	0.033
	Jurisdictional Natural Gas Liquids Transmission: Number of reportable incidents ¹²	# incidents	6	0	1
	Jurisdictional Natural Gas Liquids Transmission: Number of reportable incidents per 1000 miles ¹³	# incidents/1000 miles	3	0	0.45
	Jurisdictional Natural Gas Transmission and Gathering pipeline inspections: in line, % of total pipeline	%	4%	19%	32%
	Jurisdictional Natural Gas Transmission and Gathering pipeline inspections: in line, number of miles	# miles	13	57	115
	Jurisdictional Natural Gas Liquids Transmission pipeline inspections: in line, % of total pipeline	%	13%	8.3%	25%
	Jurisdictional Natural Gas Liquids Transmission pipeline inspections: in line, number of miles	# miles	285	169	543



Contents

Foreword +

Environmental +

Safety +

Social +

Governance +

Data & Disclosures 84

Performance Data Tables 84

EIC Midstream Template V2.0 88

Global Reporting Initiative (GRI) Index 94

Sustainable Accounting Standards Board (SASB) Index 100

Forward-looking Statements

Performance Data Tables

Topic	Accounting Metric	Units	2020	2021	2022
Social					
Employee Demographics	Minority Employees in Workforce	%	29%	30%	33%
	Employees aged ≤ 30 years old	%	15%	14%	14%
	Employees aged 30–50 years old	%	55%	56%	57%
	Employees aged > 50 years old	%	30%	31%	29%
	Female Employees	%	16%	16%	15%
	Female Leadership Employees ¹⁴	%	24%	24%	23%
	Female Named Executive Officer Employees	%	17%	20%	20%
	Employee Turnover (Voluntary)	%	6%	8%	8%
Governance					
Board of Directors	Number of Board members	#	12	12	11
	Percentage of independent Board members	%	75%	75%	73%
Board Diversity	Number of women on the Board	#	3	3	3
	Percent of directors who are women	%	25%	25%	27%
	Percent of directors who are from EEOC defined minority group	%	8%	17%	18%
Ethics	Code of Conduct and Ethics Policy	Y/N	Y	Y	Y
Economic					
Financial Performance	Adjusted Earnings Before Interest, Taxes, Depreciation, and Amortization (EBITDA) (million USD)	\$	\$1,636.6	\$2,052.0	\$2,901.1



Contents

Foreword +

Environmental +

Safety +

Social +

Governance +

Data & Disclosures 84

Performance Data Tables 84

EIC Midstream Template V2.0 88

Global Reporting Initiative (GRI) Index 94

Sustainable Accounting Standards Board (SASB) Index 100

Forward-looking Statements

Performance Data Tables

1. Natural gas product sales from 10-K were converted to barrel-of-oil-equivalent (BOE) using the United States Internal Revenue Service conversion of a single BOE as equal to 5.8×10^6 BTU to provide a common denominator. NGL and condensate volumes are considered as one to one with oil equivalent barrels.
 2. Scope 3: The quantity in million metric tons (MMT) of carbon dioxide equivalent (CO₂e) of Scope 3 GHG emissions attributable to potential emissions resulting from fractionated Natural Gas Liquids (NGLs) supplied by Targa to domestic customers. This metric includes emissions calculated pursuant to the US EPA GHGRP under Subpart MM – Suppliers of Petroleum Products and Subpart NN Suppliers of Natural Gas & Natural Gas Liquids. Under Subpart NN, this calculation includes emission equivalents of NGLs fractionated assuming complete combustion or oxidation of NGL products that Targa delivers to customers. Under Subpart MM, this calculation estimates the emissions related to the combustion of petroleum products or NGLs downstream of refineries and products that are exported. Emissions under Subpart MM are treated by Targa as deductions to emissions under Subpart NN as these emissions are from NGLs exported from the US to another country. The calculated Scope 3 GHG emission metric does not include the sale of natural gas to end users.
 3. Total quantity in billion kilowatt-hours of indirect energy consumed from purchased electricity generated off-site.
 4. Scope 2: The quantity in million metric tons (MMT) of carbon dioxide equivalent (CO₂e) Scope 2 greenhouse gas (GHG) emissions from indirect energy consumed by Targa from purchased electricity generated off-site. Scope 2 GHG emissions are calculated by multiplying total electricity consumption by the EPA's eGRID location-based subregion emission factors and global warming potentials. Targa has included full-year 2022 emissions from electricity consumption from acquired entities.
 5. Scope 1 Greenhouse Gas (GHG) Emissions – Total are part of Targa's reported emissions pursuant the USEPA Greenhouse Gas Reporting Program (GHGRP) Subpart C – General Stationary Fuel Combustion Sources and Subpart W – Petroleum and Natural Gas Systems. Facilities that emit 25,000 metric tons or more per year of GHGs under Subparts C and W combined are required to report under these rules. Emissions disclosed are irrespective of this reporting threshold. Targa has included full-year 2022 emissions from acquired entities.
 6. Criteria pollutants are comprised of direct emissions from Targa operations that are required to be reported to federal and/or state environmental agencies. These emissions are typically reviewed annually and may change with their review of our reports. NO_x, CO, SO₂, PM₁₀, and VOC emission totals for RY2021 have been revised based on review of prior submission. Previously disclosed totals (expressed in thousand tons) for RY2021 were as follows: NO_x 8.6, CO 5.8, SO₂ 3.8, PM₁₀ 0.2, VOCs 4.6.
 7. Total count and volume of hydrocarbon spills only includes the hydrocarbon fraction of spills from produced water and brine. Data for 2020 has been revised to be consistent with EIC ESG Reporting Template and industry standards.
 8. Water disclosures include water withdrawn and discharged for the purpose of industrial use only at Targa gas processing plants, fractionation, plants, and storage cavern facilities.
 9. Data collected using the United States Fish and Wildlife Services (USFWS) Information for Planning and Consultation online tool and cross referenced with International Union for Conservation of Nature Red List Species.
 10. Percentage includes aboveground facilities and pipeline right-of-ways that are assumed to be 30-ft wide. "Within" or near are defined as within 5km of the boundary of an area that is protected conservations status or an endangered species habitat. Targa's GIS and the World Database of Protected Areas (WDPA), USFWS Critical Habitats and USFWS Wildlife boundary were used to calculate percent of operation. For 2021, the percent of land owned, leased, or operated within areas of protected conservation status or endangered species habitat has been revised from 10.3% to correct for double counting in some areas.
 11. Targa Resources acquired Lucid Energy and Southcross Energy on July 29, 2022, and April 21, 2022, respectively. Targa has included data for these acquired assets only since acquisition for metrics in this section.
 12. As reported to the Pipeline Hazardous Materials and Safety Administration (PHMSA) on Form F 7100.2-1. Incidents as defined in Code of Federal Regulations (CFR) Part 191.3.
 13. As reported to the Pipeline Hazardous Materials and Safety Administration (PHMSA) on Form F 7000.1-1. Accidents as defined in Code of Federal Regulations (CFR) Part 195.50.
 14. Employees with direct reports, manager title and above.
- N/A – indicates Targa did not track or this information is not available.

Contents

Foreword +

Environmental +

Safety +

Social +

Governance +

Data & Disclosures 84

Performance Data Tables 84

EIC Midstream Template V2.0 88

Global Reporting Initiative (GRI) Index 94

Sustainable Accounting Standards Board (SASB) Index 100

Forward-looking Statements

EIC Midstream Template V2.0¹

 See the EIC Reporting URL for the complete template: www.targaresources.com/sustainability

	Metric	Units	2022	2021	2020	Comments, Links, Additional Information, and Notes
Activity						
1.1	EBITDA	Million US \$	2,901.10	2,052.00	1636.6	
1.2	Gross Throughput	Thousand BOE	1,480,041	1,159,724	1,084,619	For the natural gas gathering and boosting segment, throughput is the total volume of gas transported by gathering and boosting facilities as per 40 CFR 98.236(aa)(10)(ii) in the GHGRP. For the natural gas processing segment, throughput is the quantity of natural gas processed at a gas processing plant as per 40 CFR 98.236(aa)(3)(ii). For liquid products, throughput is the volume of products delivered to an end point. Includes full-year data for assets acquired in 2022.
1.3	Miles of Pipeline (Total Pipeline)	Miles	28,599	25,748	30,157	2021 and 2020 miles of pipeline revised per V2.0 definitions to only include in-service (i.e., active) pipelines.
1.4	Carbon Accounting Basis for Data	Operational/ Equity/ Financial	Operational	Operational	Operational	
Environment²						
Hydrocarbon Releases						
2.1	Number of hydrocarbon liquid releases beyond secondary containment > 5 bbl	#	21	6	6	
2.2	Volume of hydrocarbon liquid releases beyond secondary containment > 5 bbl	bbls	550	248	167	
2.3	Hydrocarbon Liquid Releases Intensity per Mile of Pipeline – Total	bbl/mile	0.019	0.010	0.006	
Emissions						
2.4	Total GHG Emissions (Scope 1 + Scope 2) – Total	mt CO ₂ e	11,702,000	9,657,000	10,214,000	
2.4.1	Scope 1 GHG Emissions – Total	mt CO ₂ e	8,406,000	6,997,000	7,677,000	Sources included in Scope 1 GHG Emissions include Sites Not Required to Report Under the EPA GHGRP. Emissions from Saltwater Disposal Sites and Glycol Dehydrators at Well Sites are not applicable to Targa Resources. Includes full-year data for assets acquired in 2022.
2.4.1.1	Scope 1 CO ₂ Emissions – Total	mt CO ₂	7,976,000	6,220,000	6,661,000	
2.4.1.2	Scope 1 Methane Emissions – Total	mt CH ₄	18,050	30,950	40,480	
2.4.1.3	Scope 1 Nitrous Oxide Emissions – Total	mt N ₂ O	14	11	11	
2.4.1.4	Percent of Scope 1 emissions that are methane	%	5%	11%	13%	
2.4.2	Scope 1 GHG Emissions – EPA	mt CO ₂ e	8,399,000	6,987,000	7,665,000	Includes full-year data for assets acquired in 2022.
2.4.2.1	Scope 1 CO ₂ Emissions – EPA	mt CO ₂	7,970,000	6,211,000	6,652,000	
2.4.2.2	Scope 1 Methane Emissions – EPA	mt CH ₄	18,010	30,900	40,400	
2.4.2.3	Scope 1 Nitrous Oxide Emissions – EPA	mt N ₂ O	14	11	11	

Contents

Foreword +

Environmental +

Safety +

Social +

Governance +

Data & Disclosures 84

Performance Data Tables 84

EIC Midstream Template V2.0 88

Global Reporting Initiative (GRI) Index 94

Sustainable Accounting Standards Board (SASB) Index 100

Forward-looking Statements

EIC Midstream Template V2.0¹

	Metric	Units	2022	2021	2020	Comments, Links, Additional Information, and Notes
Emissions						
2.4.3	Scope 2 GHG Emissions	mt CO ₂ e	3,296,000	2,660,000	2,537,000	Scope 2 GHG Emissions calculated on location-based method. Includes full-year data for assets acquired in 2022.
2.5	Total GHG Emissions (Scope 1 + Scope 2) Intensity per Thousand BOE – Total	mt CO ₂ e/ Thousand BOE	7.91	8.33	9.42	
2.6	Scope 1 Methane Emissions Intensity per ONE Future Methodology (See EIC Definitions tab for instructions)					
2.6.1	For Transmission and Storage Sector	%	N/A	N/A	N/A	
2.6.2	For Processing Sector	%	0.033	0.037	0.040	
2.6.3	For Gathering and Boosting Sector	%	0.139	0.167	0.113	
2.6.4	For Production Sector	%	N/A	N/A	N/A	
2.7	Does the company participate in an external emissions reduction program?	Yes/No	Yes	Yes	Yes	Targa is a member of ONE Future and The Environmental Partnership.
2.8	Does the company have a greenhouse gas emissions reduction target?	Yes/No	Yes	Yes	Yes	Targa's methane intensity targets are as follows: Processing Sector 0.11% by 2025, Gathering & Boosting 0.08% by 2025.
2.9	NO _x Emissions	Metric Tons	8,261	7,396	7,798	Criteria pollutants are comprised of direct emissions from Targa operations that are required to be reported to federal and/or state environmental agencies. These emissions are typically reviewed annually and may change with their review of our reports. NO _x , SO _x , and VOC emission totals for 2021 have been revised based on review of prior submission. Previously disclosed totals (expressed in metric tons) for 2021 were as follows: NO _x 7,774, SO _x 3,415, and VOC 4,160. Includes full-year data for assets acquired in 2022.
2.10	SO _x Emissions	Metric Tons	2,346	2,920	3,530	
2.11	VOC Emissions	Metric Tons	5,603	4,237	5,990	
2.12	% of electricity used that is renewable	%	0.00	0.00	0.00	
2.13	Did the company bank GHG reductions from Carbon Capture and Storage Projects?	Yes/No	No	No	No	
2.14	Does the company seek third party data verification for any environmental metrics?	Yes/No	No	No	No	

Contents

Foreword +

Environmental +

Safety +

Social +

Governance +

Data & Disclosures 84

Performance Data Tables 84

EIC Midstream Template V2.0 88

Global Reporting Initiative (GRI) Index 94

Sustainable Accounting Standards Board (SASB) Index 100

Forward-looking Statements

EIC Midstream Template V2.0 ¹

	Metric	Units	2022	2021	2020	Comments, Links, Additional Information, and Notes
Asset Diversification and Biodiversity						
2.15	Does the company participate in any efforts to expand the share of alternative/renewable energy sources in the company's portfolio? If yes, please provide links to ESG reports, webpages and other disclosures as support.	Yes/No	Yes	Yes	Yes	See Targa Sustainability Report posted at www.targaresources.com/sustainability
2.16	Does the company have a biodiversity policy or commitment for new and existing assets?	Yes/No	Yes	Yes	Yes	

2. In March 2022, the SEC proposed extensive climate change disclosure regulation, that, if adopted, would likely require companies to provide more detailed and complex environmental disclosures than contemplated by this template. For example, compliance with the "Emissions" section of this template would likely not be adequate for the purposes of compliance with the SEC's proposed regulation. The proposed regulation

also contemplates significant expanded disclosures regarding companies' climate change-related governance, strategy, goals and metrics and risk analyses. For considerations regarding compliance with the proposed climate change disclosure regulations or other regulatory or legislative matters, companies should seek the advice of counsel.

	Social					
3.1	Total Recordable Incident Rate (TRIR) – employees	#	0.73	0.99	1.01	
3.2	Total Recordable Incident Rate (TRIR) for major growth projects – contractors	#	0.85	0.00	0.52	
3.3	Days away, restricted or transferred (DART) – employees	#	0.64	0.53	0.52	
3.4	Days away, restricted or transferred (DART) for major growth projects – contractors	#	0.43	0.00	0.26	
3.5	Lost Time Incident Rate (LTIR) – employees	#	0.54	0.39	0.32	
3.6	Lost Time Incident Rate (LTIR) for major growth projects – contractors	#	0.14	0	0	
3.7	Fatalities – employees	#	0	0	0	
3.8	Fatalities – contractors	#	0	0	0	
3.9	Does the company have an indigenous engagement policy or commitment for new and existing assets?	Yes/No	Yes	Yes	Yes	
3.10	% workforce that is female	%	15	16	16	
3.11	% workforce from minority groups (EEOC defined)	%	33	30	29	
3.12	% workforce covered under collective bargaining agreements	%				
3.13	Does the company seek third party data verification for any social metrics?	Yes/No	No	No	No	
3.14	\$ invested in local communities per every \$100,000 of adjusted EBITDA	U.S. \$		N/A	N/A	Not available.

Contents

Foreword +

Environmental +

Safety +

Social +

Governance +

Data & Disclosures 84

Performance Data Tables 84

EIC Midstream Template V2.0 88

Global Reporting Initiative (GRI) Index 94

Sustainable Accounting Standards Board (SASB) Index 100

Forward-looking Statements

EIC Midstream Template V2.0¹

	Metric	Units	2022	2021	2020	Comments, Links, Additional Information, and Notes
	Governance					
	Diversity					
4.1	% directors that are female	%	27	25	25	
4.2	% corporate officers (VP and up) that are female	%	14	14	16	
4.3	% directors from minority groups (EEOC defined)	%	18	17	8	
4.4	% corporate officers (VP and up) from minority groups (EEOC defined)	%	5	6	10	
4.5	Is any director under the age of 50?	Yes/No	Yes	Yes	Yes	
	Directors					
4.6	% independent directors	%	73%	75%	75%	
4.7	How many directors received less than 80% votes cast in favor when running unopposed in last 5 years?	#	0	0	0	
4.7.1	Does the company have a formal ESG oversight structure with associated accountability?	Yes/No	Yes	Yes	No	
4.8	Does the company have directors with risk management experience?	Yes/No	Yes	Yes	Yes	
	Compensation					
4.9	Has the company received less than 70% support for Say On Pay in any of the last 5 years?	Yes/No	Yes	Yes	Yes	
4.10	What % of CEO target pay is performance-based?	%	91% at-risk	90% at-risk	91% at-risk	
4.11	What % of CEO target pay is equity-based?	%	73% of target	73% of target	73% of target	
4.12	Are there any shareholder return metrics (total return, return on invested capital, etc.) in any NEO equity compensation plan?	Yes/No	Yes-TSR	Yes-TSR	Yes-TSR	
4.13	Is at least 10% of Named Executive Officer (NEO) short-term incentive (STI) or long-term incentive (LTI) linked to E or S metrics?	Yes/No	Yes	Yes	Yes	
4.14	Does the company tie any amount of pay for management and/or employees to ESG objectives?	Yes/No	Yes	Yes	Yes	
	Share Ownership					
4.15	Have any corporate officers or directors made share purchases with personal funds in the last 5 years?	Yes/No	Yes	Yes	Yes	



Contents

Foreword +

Environmental +

Safety +

Social +

Governance +

Data & Disclosures 84

Performance Data Tables 84

EIC Midstream Template V2.0 88

Global Reporting Initiative (GRI) Index 94

Sustainable Accounting Standards Board (SASB) Index 100

Forward-looking Statements

EIC Midstream Template V2.0¹

	Metric	Units	2022	2021	2020	Comments, Links, Additional Information, and Notes
Board Oversight						
Which of these data sets are collected and shared with board?						
4.16.1	Voluntary employee turnover company-wide and by at least one additional level (e.g. business unit, location, or division)	Yes/No	No	No	No	Turnover rate not reviewed at additional levels with board.
4.16.2	% of employees who participate in company sponsored matching gift programs and/or volunteer for corporate sponsored charitable events	Yes/No	No	No	No	
4.16.3	Gender Pay Ratio	Yes/No	No	No	No	
4.16.4	Underlying data from an employee satisfaction survey that is anonymous and at least annual	Yes/No	No	No	No	
Supply Chain						
4.17	Does the company require suppliers to sign off on a code of conduct or equivalent codes?	Yes/No	Yes	Yes	Yes	MSA suppliers must sign; See Supplier Code of Conduct in Sustainability Report.
Cybersecurity						
Does the company undertake any of the following to manage cybersecurity risk?						
4.18.1	Mandatory employee training	Yes/No	Yes	Yes	Yes	
4.18.2	Adherence to industry cybersecurity standards	Yes/No	Yes	Yes	Yes	
4.18.3	Ongoing evaluation of the threat landscape	Yes/No	Yes	Yes	Yes	
4.19	Does the company publish an annual proxy statement?	Yes/No	Yes	Yes	Yes	
4.19.1	Does the company have an IDR structure?	Yes/No	N/A	No	No	
4.19.2	What is the ownership structure of the General Partner?	Externally or Sponsor-owned/ Wholly owned by the MLP/ other	N/A	N/A	N/A	
4.19.3	What % of the Limited Partnership board is elected by unit holders?	%	N/A	N/A	N/A	
4.19.4	What level of detail does the Limited Partnership publicly provide regarding compensation of named executives?	Full, Partial, None	N/A	N/A	N/A	
4.19.5	Does the Limited Partnership have stock ownership guidelines in place for the CEO?	Yes/No	N/A	N/A	N/A	
4.19.5.1	What multiple of the CEO's base salary is he or she required to own in Limited Partnership units?	x times / N/A	N/A	N/A	N/A	



Contents

Foreword +

Environmental +

Safety +

Social +

Governance +

Data & Disclosures 84

Performance Data Tables 84

EIC Midstream Template V2.0 88

Global Reporting Initiative (GRI) Index 94

Sustainable Accounting Standards Board (SASB) Index 100

Forward-looking Statements

EIC Midstream Template V2.0¹

	Metric	Units	2022	2021	2020	Comments, Links, Additional Information, and Notes
4.19.6	Does the Limited Partnership have stock ownership guidelines in place for directors? If yes,	Yes/No	N/A	N/A	N/A	
4.19.6.1	If directors receive an annual cash retainer, what multiple of such annual cash retainer is he or she required to own in Limited Partnership units?	x times / N/A	N/A	N/A	N/A	
4.19.6.2	What multiple of the GP's independent director's annual cash retainer is he or she required to own in Limited Partnership units?	x times / N/A	N/A	N/A	N/A	

1. Governmental bodies and investors are increasingly focused on companies' ESG practices and disclosures, and increasingly there are proposed and adopted regulations, legislation and investor expectations that can have a direct impact on companies seeking to comply through disclosure. While this template provides one approach

to reporting on various ESG matters, it does not take all voluntary frameworks or standards into consideration, nor is it designed to address proposed or adopted regulations and legislation. For compliance with proposed or adopted regulations and legislation, companies should seek the advice of counsel.



Contents

Foreword +

Environmental +

Safety +

Social +

Governance +

Data & Disclosures 84

Performance Data Tables 84

EIC Midstream Template V2.0 88

Global Reporting Initiative (GRI) Index 94

Sustainable Accounting Standards Board (SASB) Index 100

Forward-looking Statements

Global Reporting Initiative (GRI) Index

GRI Standard	Oil and Gas Sector Standard	Disclosures	Description	Location or Answer
General Disclosures				
GRI 2: General Disclosures 2021	Organizational Profile			
	2-1		Organizational details	Targa Resources Corp; Sustainability Report – subsection Forward: About Targa
	2-2		Entities included in the organization's sustainability reporting	Sustainability Report – subsection Foreword: About Targa; 2022 Annual Report on Form 10-K
	2-3		Reporting period, frequency and contact point	Sustainability Report – subsection Foreword: About Targa; Annual reporting: January 1, 2022 – December 31, 2022; Jessica Keiser, SVP Sustainability
	2-4		Restatements of information	Noted in Sustainability Report – Environmental, Performance Data Tables, or EIC Template V2.0 where GHG Emissions, non-GHG emissions may be revised due to agency guidance
	2-5		External assurance	We did not seek external assurance for the data in this Sustainability Report.
	Activities and Workers			
	2-6		Activities, value chain and other business relationships	2022 Annual Report on Form 10-K; Sustainability Report – subsection Foreword: About Targa; Sustainability Report, subsection Social
	2-7		Employees	2022 Annual Report on Form 10-K; Sustainability Report – subsection Foreword: About Targa; Sustainability Report, subsections Social, Performance Data Tables, EIC Template V2.0
	Governance			
	2-9		Governance structure and composition	March 30, 2023 DEF 14A; Sustainability Report – subsection Governance
	2-10		Nomination and selection of the highest governance body	March 30, 2023 DEF 14A
	2-11		Chair of the highest governance body	March 30, 2023 DEF 14A
	2-12		Role of the highest governance body in overseeing the management of impacts	March 30, 2023 DEF 14A; Sustainability Report – subsection Foreword: About Targa
	2-13		Delegation of responsibility for managing impacts	March 30, 2023 DEF 14A; Sustainability Report – subsection Foreword: About Targa
	2-14		Role of the highest governance body in sustainability reporting	March 30, 2023 DEF 14A; Sustainability Report – subsection Foreword: About Targa
	2-15		Conflicts of interest	March 30, 2023 DEF 14A
	2-16		Communication of critical concerns	March 30, 2023 DEF 14A
	2-17		Collective knowledge of the highest governance body	March 30, 2023 DEF 14A
	2-18		Evaluation of the performance of the highest governance body	March 30, 2023 DEF 14A
	2-19		Remuneration policies	March 30, 2023 DEF 14A
2-20		Process to determine remuneration	March 30, 2023 DEF 14A	
2-21		Annual total compensation ratio	March 30, 2023 DEF 14A	

Contents

Foreword +

Environmental +

Safety +

Social +

Governance +

Data & Disclosures 84

Performance Data Tables 84

EIC Midstream Template V2.0 88

Global Reporting Initiative (GRI) Index 94

Sustainable Accounting Standards Board (SASB) Index 100

Forward-looking Statements

Global Reporting Initiative (GRI) Index

GRI Standard	Oil and Gas Sector Standard	Disclosures	Description	Location or Answer
General Disclosures				
GRI 2: General Disclosures 2021	Strategy, Policies, and Practices			
		2-22	Statement on sustainable development strategy	Sustainability Report – subsection Foreword: CEO Letter
		2-23	Policy commitments	Sustainability Report – subsections Social and Governance
		2-24	Embedding policy commitments	Sustainability Report – subsections Social and Governance
		2-25	Processes to remediate negative impacts	2022 Annual Report on Form 10-K; Sustainability Report – subsection Social
		2-26	Mechanisms for seeking advice and raising concerns	Sustainability Report – subsections Social and Governance
		2-28	Membership associations	Sustainability Report – subsection Governance
	Stakeholder Engagement			
		2-29	Approach to stakeholder engagement	Sustainability Report – subsections Foreword: CEO Letter, Stakeholder Engagement; Governance
		2-30	Collective bargaining agreements	Targa has no collective bargaining agreements
Topic Specific Disclosures				
Disclosures on Material Topics				
GRI 3: Material Topics 2021		3-1	Process to determine material topics	Sustainability Report – subsection Foreword: ESG Approach, Stakeholder Engagement, About This Report; March 30, 2023 DEF 14A, April 25, 2023 DEFA14A
		3-2	List of material topics	Sustainability Report – subsection Foreword: ESG Approach, Stakeholder Engagement, About This Report; March 30, 2023 DEF 14A, April 25, 2023 DEFA14A
		3-3	Management of material topics	Sustainability Report – subsection Foreword: ESG Approach, Stakeholder Engagement, About This Report; March 30, 2023 DEF 14A, April 25, 2023 DEFA14A
Environmental Topics				
GHG Emissions				
GRI 3: Material Topics 2021	11.1.1	3-3	Management of material topics	Sustainability Report – subsection Foreword: ESG Approach, Stakeholder Engagement, About This Report; March 30, 2023 DEF 14A, April 25, 2023 DEFA14A
GRI 302: Energy 2016	11.1.2	302-1	Energy consumption within the organization	Sustainability Report – subsection Safety, Performance Data Table, EIC Template
GRI 305: Emissions 2016	11.1.5	305-1	Direct (Scope 1) GHG emissions	Sustainability Report – subsection Safety, Performance Data Table, EIC Template
	11.1.6	305-2	Direct (Scope 2) GHG emissions	Sustainability Report – subsection Safety, Performance Data Table, EIC Template
	11.1.7	305-3	Other indirect (Scope 3) GHG emissions	Sustainability Report – subsection Safety, Performance Data Table, EIC Template
	11.1.8	305-4	GHG emission intensity	Sustainability Report – subsection Safety, Performance Data Table, EIC Template

Contents

Foreword +

Environmental +

Safety +

Social +

Governance +

Data & Disclosures 84

Performance Data Tables 84

EIC Midstream Template V2.0 88

Global Reporting Initiative (GRI) Index 94

Sustainable Accounting Standards Board (SASB) Index 100

Forward-looking Statements

Global Reporting Initiative (GRI) Index

GRI Standard	Oil and Gas Sector Standard	Disclosures	Description	Location or Answer
Environmental Topics				
Climate Adaptation, Resilience, and Transition				
GRI 3: Material Topics 2021	11.2.1	3-3	Management of material topics	Sustainability Report – subsection Foreword: ESG Approach, Stakeholder Engagement, About This Report; March 30, 2023 DEF 14A, April 25, 2023 DEFA14A
GRI 201: Economic Performance 2016	11.2.2	201-2	Financial implications and other risks and opportunities due to climate change	TCFD table published on www.targaresources.com March 30, 2023 DEF 14A, April 25, 2023 DEFA14A
GRI 305: Emissions 2016	11.2.3	305-5	Reduction of GHG emissions	Sustainability Report – subsection Environmental
Air Emissions				
GRI 3: Material Topics 2021	11.3.1	3-3	Management of material topics	Sustainability Report – subsection Foreword: ESG Approach, Stakeholder Engagement, About This Report; March 30, 2023 DEF 14A, April 25, 2023 DEFA14A
GRI 305: Emissions 2016	11.3.2	305-7	Nitrogen oxides (NO _x), sulfur oxides (SO _x), and other significant air emissions	Sustainability Report – subsection Environmental, Performance Data Table, EIC Template V2.0
Biodiversity				
GRI 3: Material Topics 2021	11.4.1	3-3	Management of material topics	Sustainability Report – subsection Foreword: ESG Approach, Stakeholder Engagement, About This Report; March 30, 2023 DEF 14A, April 25, 2023 DEFA14A
GRI 304: Biodiversity 2016	11.4.2	304-1	Operational sites owned, leased, managed in, or adjacent to, protected areas and areas of high biodiversity value outside protected areas	Sustainability Report – subsection Environmental
	11.4.3	304-2	Significant impacts to activities, products, and services on biodiversity	Sustainability Report – subsection Environmental, Performance Data Table, EIC Template V2.0
	11.4.4	304-3	Habitats protected or restored	Sustainability Report – subsection Environmental, Performance Data Table, EIC Template V2.0
	11.4.5	304-4	IUCN Red List species and national conservation list species with habitat in areas affected by operations	Sustainability Report – subsection Environmental, Performance Data Table, EIC Template V2.0
Water and Effluents				
GRI 3: Material Topics 2021	11.6.1	3-3	Management of material topics	Sustainability Report – subsection Foreword: ESG Approach, Stakeholder Engagement, About This Report; March 30, 2023 DEF 14A, April 25, 2023 DEFA14A
GRI 303: Water and Effluents 2018	11.6.2	303-1	Interactions with water as a shared resource	Sustainability Report – subsection Environmental
	11.6.4	306-3	Water withdrawal	Sustainability Report – subsection Environmental, Performance Data Table, EIC Template V2.0
	11.6.5	306-4	Water discharge	Sustainability Report – subsection Environmental, Performance Data Table, EIC Template V2.0
	11.6.6	306-5	Water consumption	Sustainability Report – subsection Environmental, Performance Data Table, EIC Template V2.0



Contents

Foreword +

Environmental +

Safety +

Social +

Governance +

Data & Disclosures 84

Performance Data Tables 84

EIC Midstream Template V2.0 88

Global Reporting Initiative (GRI) Index 94

Sustainable Accounting Standards Board (SASB) Index 100

Forward-looking Statements

Global Reporting Initiative (GRI) Index

GRI Standard	Oil and Gas Sector Standard	Disclosures	Description	Location or Answer
Environmental Topics				
Asset Integrity and Critical Incident Management				
GRI 3: Material Topics 2021	11.8.1	3-3	Management of material topics	Sustainability Report – subsection Foreword: ESG Approach, Stakeholder Engagement, About This Report; March 30, 2023 DEF 14A, April 25, 2023 DEFA14A
GRI 306: Effluents and Waste 2016	11.8.2	306-3	Significant spills	Sustainability Report – subsection Environmental; Performance Data Table, EIC Template V2.0
Social Topics				
Occupational Health and Safety				
GRI 3: Material Topics 2021	11.9.1	3-3	Management of material topics	Sustainability Report – subsection Foreword: ESG Approach, Stakeholder Engagement, About This Report; March 30, 2023 DEF 14A, April 25, 2023 DEFA14A
GRI 403: Occupational Health and Safety 2018	11.9.2	403-1	Occupational health and safety management system	Sustainability Report – subsection Safety
	11.9.3	403-2	Hazard identification, risk assessment, and incident investigation	Sustainability Report – subsection Safety
	11.9.4	403-3	Occupational health services	Sustainability Report – subsection Safety
	11.9.5	403-4	Workers representation in formal joint management-worker health and safety committees	Sustainability Report – subsection Safety
	11.9.6	403-5	Worker training on occupational health and safety	Sustainability Report – subsection Safety
	11.9.7	403-6	Promotion of work health	Sustainability Report – subsection Safety
	11.9.8	403-7	Prevention and mitigation of occupational health and safety impacts directly linked by business relationships	Sustainability Report – subsection Safety
	11.9.9	403-8	Workers covered by an occupational health and safety management system	Sustainability Report – subsection Safety
	11.9.10	403-9	Work-related injuries (partial)	Sustainability Report – subsection Safety, Performance Data Table, EIC Template V2.0



Contents

Foreword +

Environmental +

Safety +

Social +

Governance +

Data & Disclosures 84

Performance Data Tables 84

EIC Midstream Template V2.0 88

Global Reporting Initiative (GRI) Index 94

Sustainable Accounting Standards Board (SASB) Index 100

Forward-looking Statements

Global Reporting Initiative (GRI) Index

GRI Standard	Oil and Gas Sector Standard	Disclosures	Description	Location or Answer
Social Topics				
Employment Practices				
GRI 3: Material Topics 2021	11.10.1	3-3	Management of material topics	Sustainability Report – subsection Foreword: ESG Approach, Stakeholder Engagement, About This Report; March 30, 2023 DEF 14A, April 25, 2023 DEFA14A
GRI 401: Employment 2016	11.10.2	401-1	New employee hires and employee turnover	Sustainability Report – subsection Social
	11.10.4	401-3	Parental leave	Sustainability Report – subsection Social
GRI 404: Training and Education 2016	11.10.6	404-1	Average hours of training per year per employee	Sustainability Report – subsections Safety, Social
Non-discrimination and Equal Opportunity				
GRI 3: Material Topics 2021	11.11.1	3-3	Management of material topics	Sustainability Report – subsection Foreword: ESG Approach, Stakeholder Engagement, About This Report; March 30, 2023 DEF 14A, April 25, 2023 DEFA14A
GRI 401: Employment 2016	11.11.3	401-3	Parental leave	Sustainability Report – subsection Social
GRI 404: Training and Education 2016	11.11.4	404-1	Average hours of training per year per employee	Sustainability Report – subsections Social, Safety
GRI 405: Diversity and Inclusion 2016	11.11.5	405-1	Diversity of governance bodies and employees	Sustainability Report – subsections Social, Governance, Performance Data Table, EIC Template V2.0
Economic Impacts				
GRI 3: Material Topics 2021	11.14.1	3-3	Management of material topics	Sustainability Report – subsection Foreword: ESG Approach, Stakeholder Engagement, About This Report; March 30, 2023 DEF 14A, April 25, 2023 DEFA14A
GRI 201: Economic Performance 2016	11.14.2	201-1	Direct economic value generated and distributed	2022 Annual Report on Form 10-K



Contents

Foreword +

Environmental +

Safety +

Social +

Governance +

Data & Disclosures 84

Performance Data Tables 84

EIC Midstream Template V2.0 88

Global Reporting Initiative (GRI) Index 94

Sustainable Accounting Standards Board (SASB) Index 100

Forward-looking Statements

Global Reporting Initiative (GRI) Index

GRI Standard	Oil and Gas Sector Standard	Disclosures	Description	Location or Answer
Social Topics				
Local Communities				
GRI 3: Material Topics 2021	11.15.1	3-3	Management of material topics	Sustainability Report – subsection Foreword: ESG Approach, Stakeholder Engagement, About This Report; March 30, 2023 DEF 14A, April 25, 2023 DEFA14A
GRI 413: Local Communities 2016	11.15.2	413-1	Operations with local community engagement, impact assessments, and development programs	Sustainability Report – subsection Foreword: ESG Approach, Stakeholder Engagement, About This Report; March 30, 2023 DEF 14A, April 25, 2023 DEFA14A
	11.15.3	413-2	Operations with significant actual and potential negative impacts on local communities	Sustainability Report – subsection Foreword: ESG Approach, Stakeholder Engagement, About This Report; March 30, 2023 DEF 14A, April 25, 2023 DEFA14A
Land and Resource Rights				
GRI 3: Material Topics 2021	11.16.1	3-3	Management of material topics	Sustainability Report – subsection Foreword: ESG Approach, Stakeholder Engagement, About This Report; March 30, 2023 DEF 14A, April 25, 2023 DEFA14A
Rights of indigenous peoples				
GRI 3: Material Topics 2021	11.17.1	3-3	Management of material topics	Sustainability Report – subsection Foreword: ESG Approach, Stakeholder Engagement, About This Report; March 30, 2023 DEF 14A, April 25, 2023 DEFA14A
GRI 411: Rights of Indigenous Peoples 2016	11.17.2	411-1	Incidents of violations involving rights of Indigenous peoples	Sustainability Report – subsection Social Targa Resources has had no violations involving the rights of Indigenous peoples for the reporting period.
Anti-corruption				
GRI 3: Material Topics 2021	11.20.1	3-3	Management of material topics	Sustainability Report – subsection Foreword: ESG Approach, Stakeholder Engagement, About This Report; March 30, 2023 DEF 14A, April 25, 2023 DEFA14A
GRI 205: Anti-corruption 2016	11.20.3	205-2	Communication and training about anti-corruption policies and procedures	Sustainability Report – subsection Governance

Contents

Foreword +

Environmental +

Safety +

Social +

Governance +

Data & Disclosures 84

Performance Data Tables 84

EIC Midstream Template V2.0 88

Global Reporting Initiative (GRI) Index 94

Sustainable Accounting Standards Board (SASB) Index 100

Forward-looking Statements

Sustainable Accounting Standards Board (SASB) Index

 The following table provides reference to key performance data that aligns with the SASB industry specific reporting disclosures and where the specific information can be found in this Report.¹

SASB Topic	SASB Code (A)	Accounting Metric	Disclosure Level	Location or Direct Answer
Greenhouse Gas Emissions	EM-MD-110a.1^{2,3}	Gross global Scope 1 emissions, percentage methane, percentage covered under emissions-limiting regulations	Disclosed	Sustainability Report – subsections Environmental, Performance Data Tables, EIC Template V2.0. 99% of our operations covered by the EPA GHG reporting rule. 0% covered under emissions-limiting regulations.
	EM-MD-110a.2	Discussion of long-term and short-term strategy or plan to manage Scope 1 emissions, emissions reduction targets, and an analysis of performance against those targets	Partial	Sustainability Report – subsections Environmental, Performance Data Tables, EIC Template V2.0
Air Quality	EM-MD-120a.1³	Air emissions of the following pollutants: (1) NO _x (excluding N ₂ O), (2) SO _x , (3) volatile organic compounds (VOCs), and (4) particulate matter (PM ₁₀)	Disclosed	Sustainability Report – subsections Environmental, Performance Data Tables, EIC Template V2.0
Ecological Impacts	EM-MD-160a.1	Description of environmental management policies and practices for active operations	Disclosed	Sustainability Report – subsection Environmental
	EM-MD-160a.2	Percentage of land owned, leased, and/or operated within areas of protected conservation status or endangered species habitat	Disclosed	Sustainability Report – subsections Environmental, Performance Data Tables
	EM-MD-160a.3	Terrestrial acreage disturbed, percentage of impacted area restored	Not Disclosed	Not tracked
	EM-MD-160a.4	Number and aggregate volume of hydrocarbon spills, volume in Arctic, volume in Unusually Sensitive Areas (USAs), and volume recovered	Partial	Sustainability Report – subsections Performance Data Tables, EIC Template V2.0. Targa does not have operations in the Arctic. Targa attempts to recover 100% of spilled volumes; however, does not currently track exact totals.
Competitive Behavior	EM-MD-520a.1	Total amount of monetary losses as a result of legal proceedings associated with Federal pipeline and storage regulations	Not Disclosed	Not tracked
Operational Safety, Emergency Preparedness, and Response	EM-MD-540a.1	Number of reportable pipeline incidents, percentage significant	Partial	Sustainability Report – subsection Performance Data Tables
	EM-MD-540a.2	Percentage of natural gas and hazardous liquids pipelines inspected	Disclosed	Sustainability Report – subsection Performance Data Tables
	EM-MD-540a.4	Discussion of management systems used to integrate a culture of safety and emergency preparedness throughout the value chain and throughout project lifecycles	Partial	Sustainability Report – subsections Environmental, Safety, and Social
Activity Metric	EM-MD-000.A	Total metric ton kilometers of: (1) natural gas, (2) crude oil, and (3) refined petroleum products transported, by mode of transport	Disclosed	Sustainability Report – subsection Performance Data Tables, Website Sustainability Page

1.SASB Extractives & Minerals Processing Sector Oil & Gas Midstream standard EM-MD, Version 2023-06, Table 1 and Table 2.

2. Beginning in 2020, Targa completed an inventory estimating emissions from all facilities including those outside of the EPA Mandatory Greenhouse Gas Reporting Rule boundary. The emission calculation methodology matches that found in the Mandatory Greenhouse Gas Reporting Rule.

3. As reported to state and federal agencies.



Contents

Foreword +

Environmental +

Safety +

Social +

Governance +

Data & Disclosures +

Forward-looking Statements 101

Forward-looking Statements

Certain statements in this Report are “forward-looking statements” within the meaning of Section 27A of the Securities Act of 1933, as amended, and Section 21E of the Securities Exchange Act of 1934, as amended. You can typically identify forward-looking statements by the use of words such as “may,” “could,” “project,” “believe,” “anticipate,” “expect,” “estimate,” “goal,” “target,” “potential,” “plan,” “forecast,” and other similar words. All statements, other than statements of historical facts, included in this Report that address activities, events, or developments that Targa expects, believes, or anticipates will or may occur in the future, are forward-looking statements. In particular, this Sustainability Report contains forward-looking statements pertaining to, but not limited to, information with respect to the following: Targa’s strategic plan, priorities, outlook, and expected performance; environmental, social, and governance (ESG) goals, strategies, priorities, and initiatives, including, among others, those related to greenhouse gas (GHG) emissions reduction including our goals regarding methane reduction, and diversity, equity and inclusion, and safety; our plans to achieve our ESG goals and to monitor and report our progress thereon; ESG engagement, commitments, and disclosure; low carbon and new energies opportunities and strategy; and other related items.

The actual conduct of our activities, including the development, implementation, or continuation of any goals, strategies, priorities, and initiatives discussed or forecasted in this Report may differ materially in the future. Moreover, many of the assumptions, standards, metrics, and measurements used in preparing this Report and the forward-looking statements contained herein continue to evolve and are based on management assumptions believed to be reasonable at the time of preparation, but should not be considered guarantees. These forward-looking statements in this Report rely on a number of assumptions concerning future events and are subject to a number of uncertainties, factors, and risks, many of which are outside Targa’s control, which could cause results to differ materially from those expected by management. Such risks and uncertainties include, but are not limited to, weather, political, economic, and market conditions, including a decline in the price and market demand for natural gas, natural gas liquids, and crude oil, the impact of pandemics or any other public health crises, commodity price volatility due to ongoing or new global conflicts, actions by the Organization of the Petroleum Exporting Countries (“OPEC”) and non-OPEC oil producing countries, the impact of disruptions in the bank and capital markets, including those resulting from lack of access to liquidity for banking and financial services firms, the impact of continued inflation and associated changes in monetary

policy, the timing and success of business development efforts, Targa’s ability to gather reliable data regarding the environmental impact (including GHG emissions) of its operations and technologies, the consistency or inconsistency of approaches to measuring and reporting on various environmental and social matters, the availability and relative attractiveness of renewable and low carbon business opportunities and solutions, Targa’s ability to successfully implement various sustainability and emission management and reduction initiatives throughout the organization, Targa’s ability to reaching its environmental and social goals, the compliance of various third parties and contractors with Targa’s policies and procedures and legal requirements, and other uncertainties. Therefore, the reader should not place undue reliance on these forward-looking statements. In addition, while Targa has adopted policies and practices aimed at encouraging suppliers, contractors, and other third parties to adhere to best practices regarding environmental, safety, and compliance matters, Targa cannot and does not guarantee third-party compliance with the policies and practices it adopts. In addition to the risks described above, other applicable uncertainties, factors, and risks are described more fully in Targa’s filings with the Securities and Exchange Commission (the “SEC”), including its most recent Annual Report on Form 10-K, and any subsequently filed Quarterly Reports on Form 10-Q and Current Reports on Form 8-K. Targa may include additional risk disclosures in future filings with the SEC, and the reader should consider how any future risk disclosures may further inform any forward-looking statements contained herein. Other unpredictable or unknown factors not discussed in this Report could also have material adverse effects on Targa, its operations or the outcomes described in the forward-looking statements in this Report. The forward-looking statements and statements of intention in this Report speak only as of the date of the preparation of this Report. Targa does not undertake, and expressly disclaims, any obligation to update or revise any forward-looking statement or statements of intention, whether as a result of new information, future events, or otherwise.

While this Report describes potential future events and matters that may be significant, and with respect to which we may even use the word “material” or “materiality,” the potential significance of these events and matters should not be read as equating to “materiality” as the concept is used in connection with Targa’s required disclosures made in response to SEC and exchange rules and regulations. Targa uses different approaches to materiality in determining what to include in this Report versus what to include in its SEC filings.

Moreover, while we have provided information on several ESG topics, there are inherent uncertainties in providing such information, due to the complexity and novelty of many methodologies established for collecting, measuring, and analyzing ESG data. While we anticipate continuing to monitor and report on certain ESG information, we cannot guarantee that such data will be consistent year-to-year, as methodologies and expectations continue to evolve. Moreover, we hereby expressly disclaim any obligation or duty not otherwise required by legal, contractual, and other regulatory requirements to update, correct, provide additional details regarding, supplement, or continue providing such data, in any form, in the future. We note that methodologies regarding setting, measuring, and reporting against various emissions metrics and goals continue to evolve. Our approach to setting, measuring, and reporting on various emissions metrics, including our emissions-related goals, may change or subject us to scrutiny in the future. Moreover, under current or future approaches to setting, measuring or reporting on various emissions metrics, we may not be able to meet our goals and targets, which could have a significant negative impact on our business or reputation, or subject us to stakeholder or regulatory scrutiny. The information contained in this Report may be modified, updated, changed, deleted, or supplemented from time to time without notice and we reserve the right to make any such modifications in our sole discretion. In some cases, the information is prepared, or based on information prepared, by third-party vendors and consultants and is not independently verified by Targa. This data should not be interpreted as any form of guaranty or assurance of future results or trends.

Targa acknowledges that while trade associations and collaborative industry groups serve important functions in our industry, they also warrant extra care in complying with the antitrust laws. It is our policy that our Company and all of our employees comply strictly with all applicable antitrust laws, and avoid conversations or actions that could be viewed as acting in concert with others to restrain trade or competition.

Unless otherwise provided, the information contained in this Report is expressly not incorporated by reference into any filing of Targa made with the United States Securities and Exchange Commission, or any other filing, report, application, or statement made by Targa to any federal, state, tribal, or local governmental authority.